

# BATHURST HEALTH SERVICE REDEVELOPMENT

## LANDSCAPE DOCUMENTATION

DRAWING LIST		
SHEET NUMBER	SHEET NAME	Current Revision
L000	COVER SHEET	G
L001	LEGEND	G
L101	LANDSCAPE MASTERPLAN	G
L102	EXISTING TREE RETENTION AND REMOVAL PLAN	G
L201	SETOUT AND GRADING PLAN - LOWER GROUND LEVEL	G
L211	SETOUT AND GRADING PLAN - LEVEL 1	G
L212	SETOUT AND GRADING PLAN - GROUND LEVEL	G
L213	SETOUT AND GRADING PLAN - GROUND LEVEL	G
L214	SETOUT AND GRADING PLAN - GROUND LEVEL	G
L221	SETOUT AND GRADING PLAN - LEVEL 2&3	G
L300	MATERIAL SCHEDULE	G
L301	HARDWORKS PLAN - LOWER GROUND LEVEL	G
L311	HARDWORKS PLAN - LEVEL 1	G
L312	HARDWORKS PLAN - GROUND LEVEL	G
L313	HARDWORKS PLAN - GROUND LEVEL	G
L314	HARDWORKS PLAN - GROUND LEVEL	G
L321	HARDWORKS PLAN - LEVEL 2&3	G
L400	PLANTING SCHEDULE	G
L401	SOFTWARES PLAN - LOWER GROUND LEVEL	G
L411	SOFTWARES PLAN - LEVEL 1	G
L412	SOFTWARES PLAN - GROUND LEVEL	G
L413	SOFTWARES PLAN - GROUND LEVEL	G
L414	SOFTWARES PLAN - GROUND LEVEL	G
L421	SOFTWARES PLAN - LEVEL 2&3	G
L501	LANDSCAPE SECTIONS	G
L502	LANDSCAPE SECTIONS	G
L503	LANDSCAPE SECTIONS	G
L504	LANDSCAPE SECTIONS	G
L610	LANDSCAPE DETAILS - SOFTWARES	G
L620	LANDSCAPE DETAILS - PAVING	G
L630	LANDSCAPE DETAILS - WALLS	G
L640	LANDSCAPE DETAILS - STEPS	G
L650	LANDSCAPE DETAILS - FURNITURE	G
L651	LANDSCAPE DETAILS - FURNITURE	G
L660	LANDSCAPE DETAILS - SHADE STRUCTURE	G
L700	SPECIFICATION	G

Health Infrastructure



Determined Approval

REF Approval No: 09/2025

Date: 01/07/2025

Pty Ltd. Use only figured dimensions. Any other required dimensions are to be referred to and supplied by the landscape architect. All discrepancies to be referred to the project manager and Arcadia Design Group Pty Ltd prior to construction. Ensure compliance with the Building Code of Australia and all relevant Australian Standards and Authority requirements.

Keyplan

G	FOR SSDA	24.01.25
F	FOR TENDER	26.09.24
E	ISSUE FOR DD	25.07.24
D	DD DRAFT	27.06.24
C	SSDA DRAFT	28.02.24
B	ISSUE FOR SD	05.02.24
A	SD DRAFT	19.01.24

Revision	Revision Description	Revision Date
----------	----------------------	---------------

Project

**BATHURST HEALTH SERVICE REDEVELOPMENT**

Project Status

**Tender**

Client



Health Infrastructure

Drawing No.	Drawing Name
<b>L000</b>	<b>COVER SHEET</b>

Job No.	22.985
Issue	G
Scale	@ A1

012345m

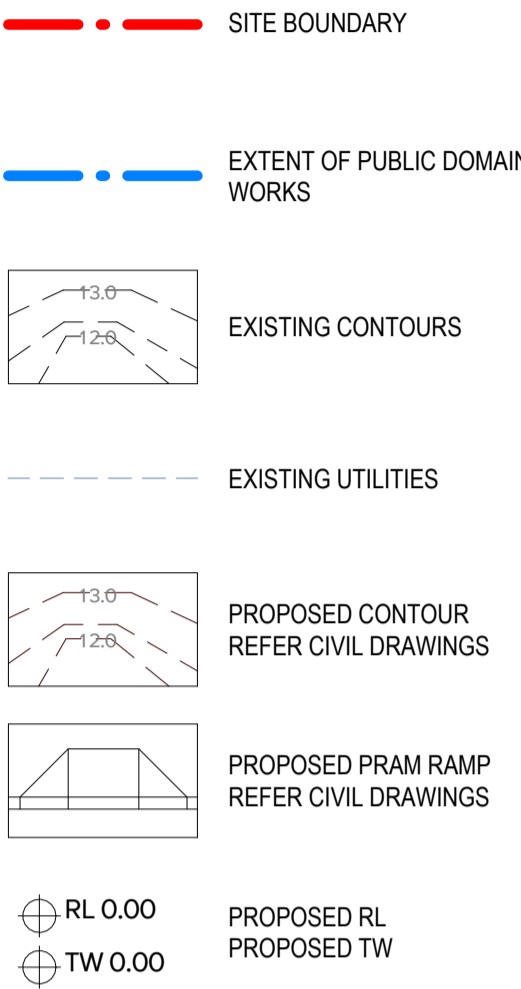
**Sydney**, Suite 70, Jones Bay Wharf, 26-32 Pirrama Road, Pyrmont NSW 2009  
e [sydney@arcadiala.com.au](mailto:sydney@arcadiala.com.au)  
t 02 8571 2900

**ARCADIA**

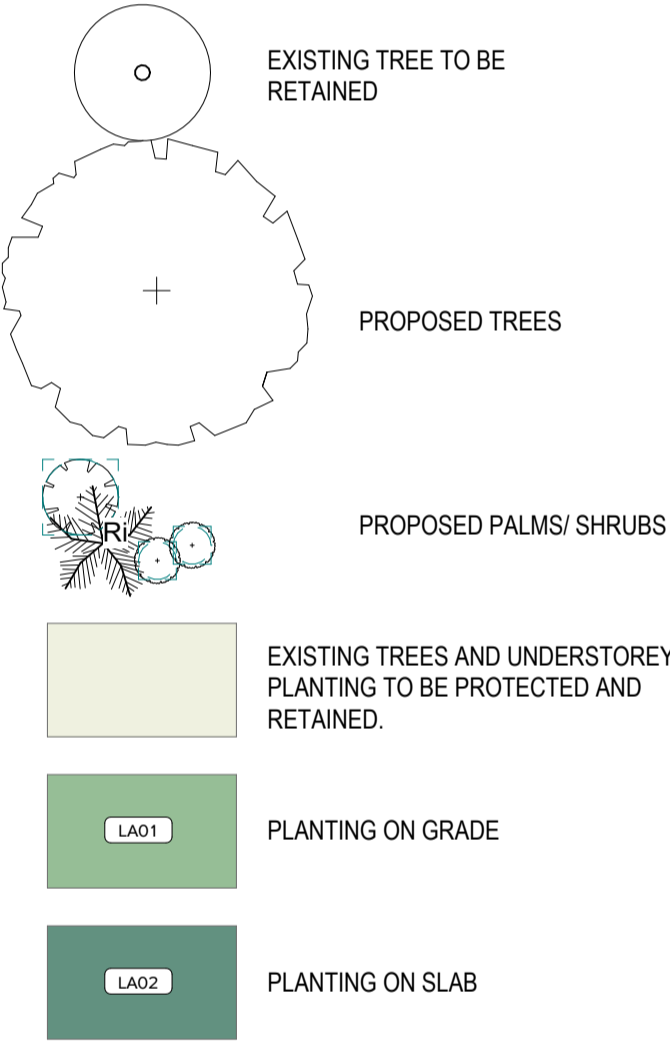
# LEGEND

NOTE: REFER MATERIAL AND FINISHES SCHEDULE FOR ALL ITEMS COVERED WITHIN LEGEND

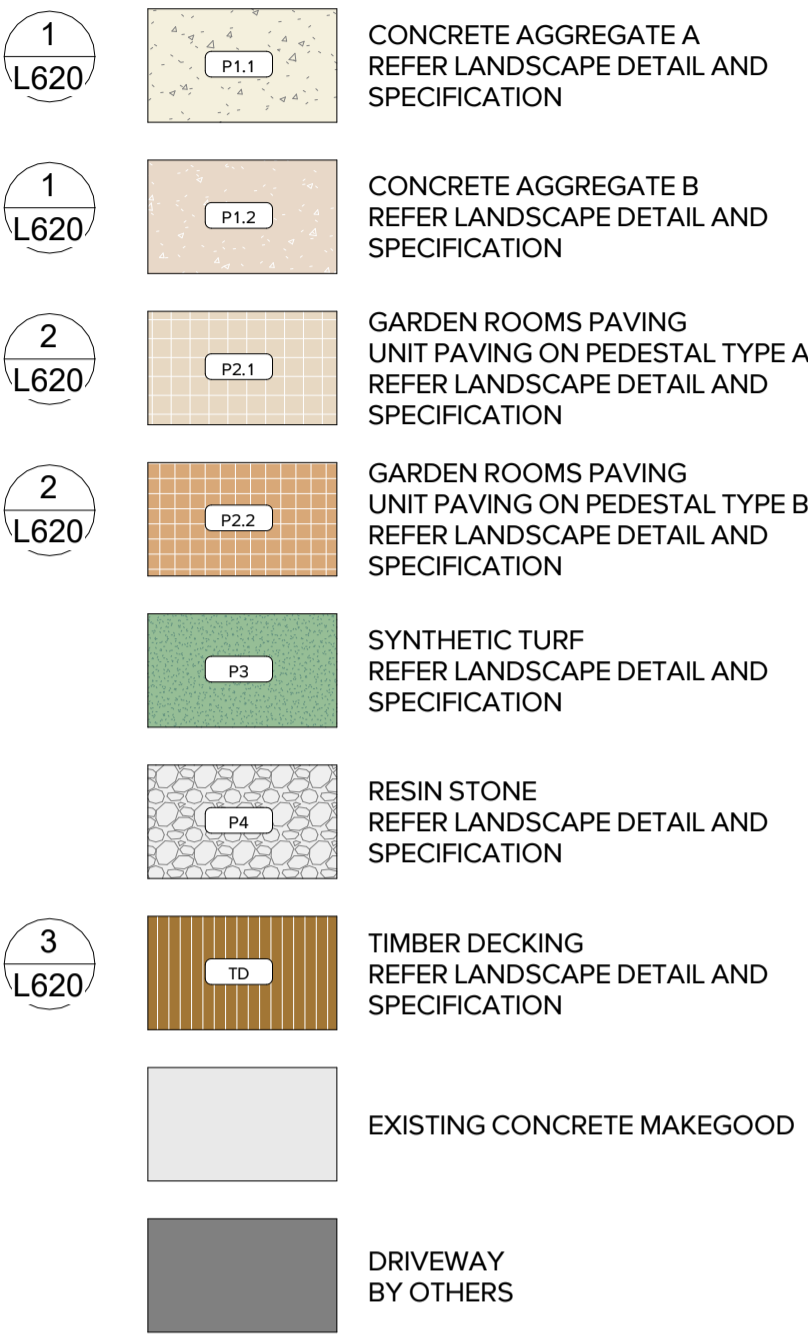
## 00 GENERAL



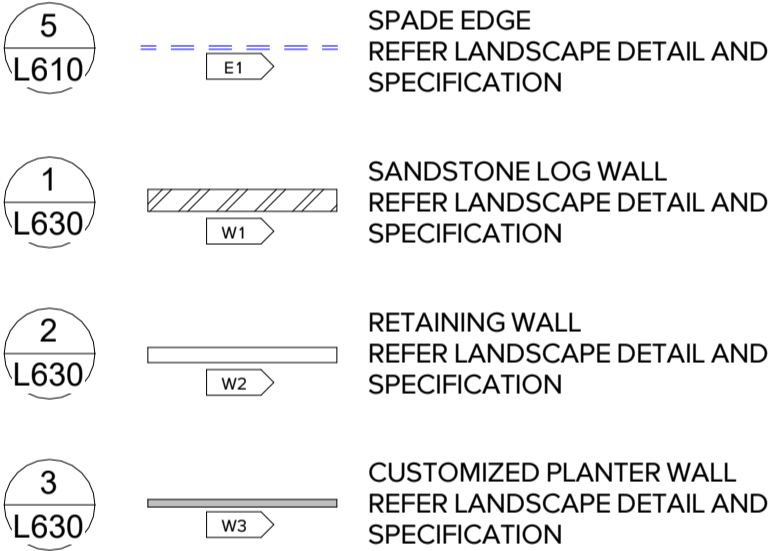
## 01 SOFTWORKS



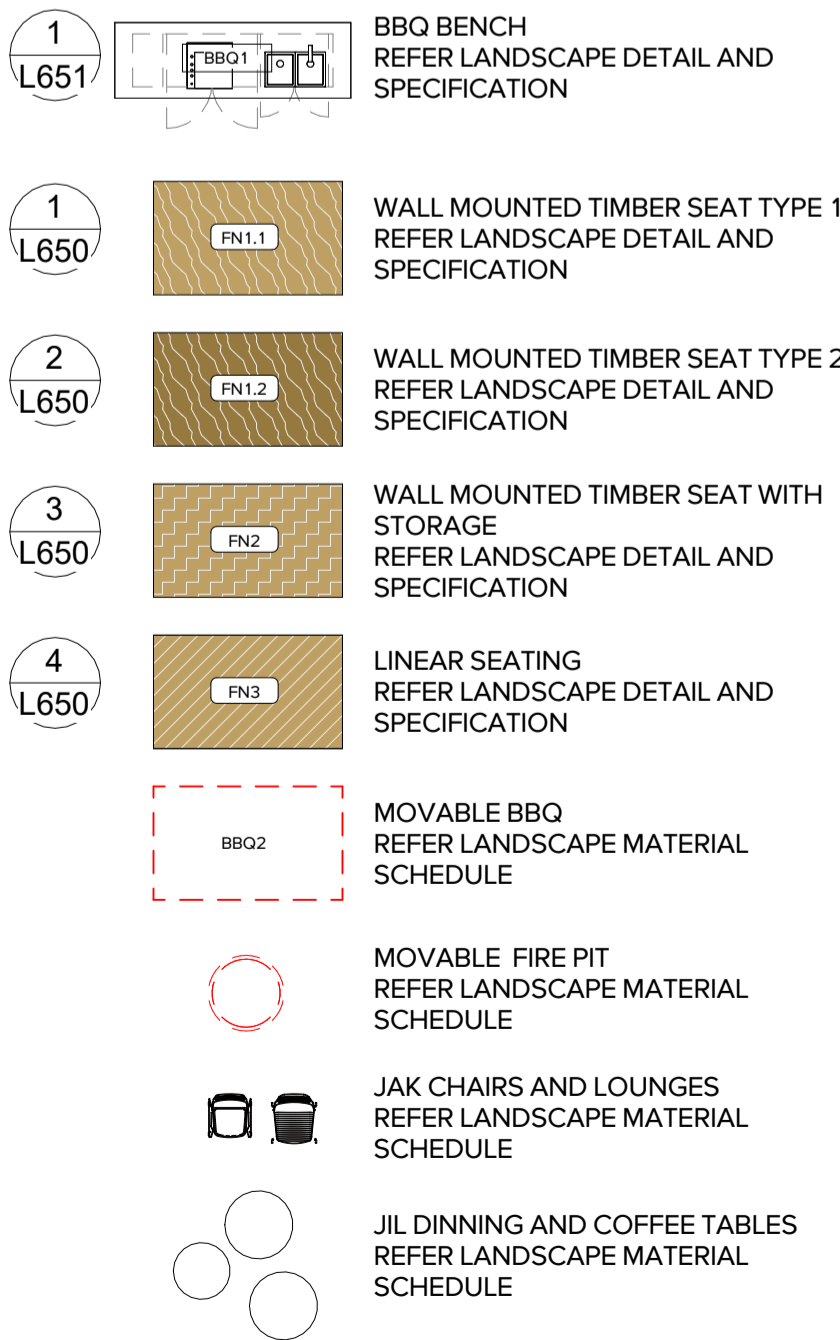
## 02 PAVEMENTS



## 03 WALLS AND EDGES



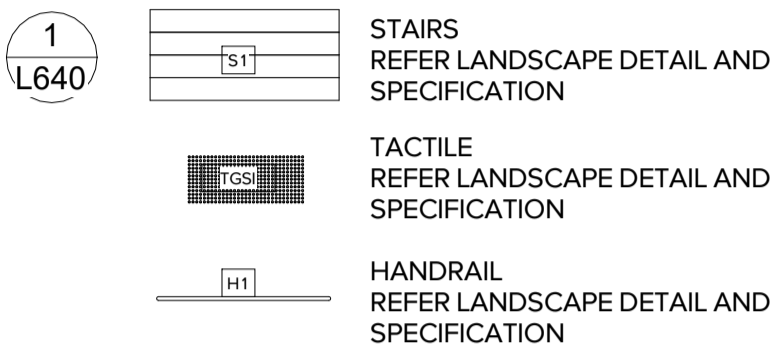
## 05 FURNITURE



## 06 GYN EQUIPMENTS



## 07 STEPS



## 08 SHADE STRUCTURE



Pty Ltd. Use only figured dimensions. Any other required dimensions are to be referred to and supplied by the landscape architect. All discrepancies to be referred to the project manager and Arcadia Design Group Pty Ltd prior to construction. Ensure compliance with the Building Code of Australia and all relevant Australian Standards and Authority requirements.

Keyplan

G	FOR SSDA	24.01.25
F	FOR TENDER	26.09.24
E	ISSUE FOR DD	25.07.24
D	DD DRAFT	27.06.24
C	SSDA DRAFT	28.02.24
B	ISSUE FOR SD	05.02.24
A	SD DRAFT	19.01.24

Revision Revision Description Revision Date

Project

**BATHURST  
HEALTH SERVICE  
REDEVELOPMENT**

Project Status

**Tender**

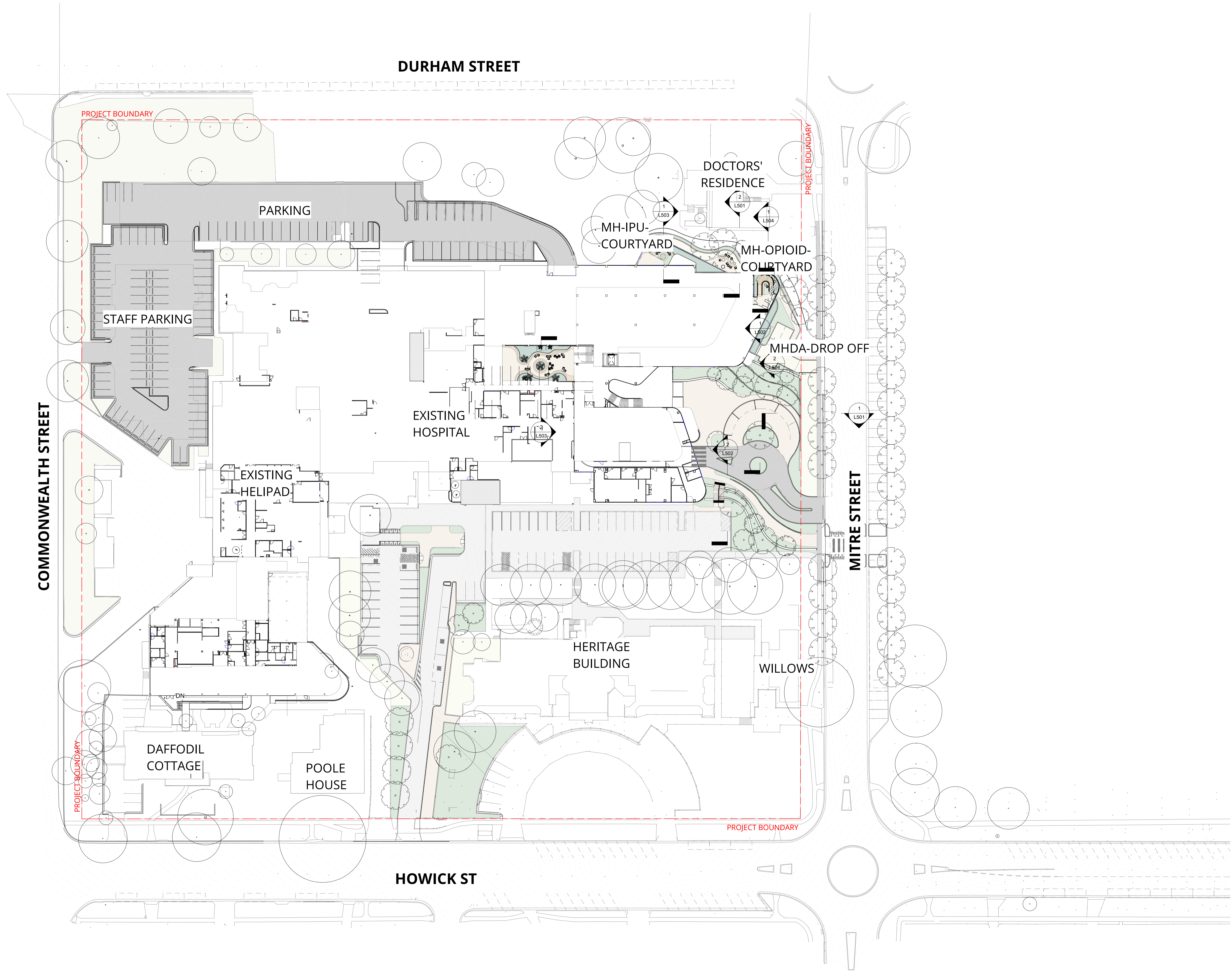


Drawing No. Drawing Name  
**L001 LEGEND**

Job No. 22.985  
Issue G  
Scale 1 : 100 @ A1  
0 1 2 3 4 5m

**Sydney**, Suite 70, Jones Bay Wharf, 26-32 Pirrama Road, Pyrmont NSW 2009  
e sydney@arcadiala.com.au  
t 02 8571 2900

**ARCADIA**



Pty Ltd. Use only figured dimensions. Any other required dimensions are to be referred to and supplied by the landscape architect. All discrepancies to be referred to the project manager and Arcadia Design Group Pty Ltd prior to construction. Ensure compliance with the Building Code of Australia and all relevant Australian Standards and Authority requirements.

Keyplan

G	FOR SSDA	24.01.25
F	FOR TENDER	26.09.24
E	ISSUE FOR DD	25.07.24
D	DD DRAFT	27.06.24
C	SSDA DRAFT	28.02.24
B	ISSUE FOR SD	05.02.24
A	SD DRAFT	19.01.24

Revision Revision Description Revision Date

Project  
**BATHURST  
HEALTH SERVICE  
REDEVELOPMENT**

Project Status  
**Tender**

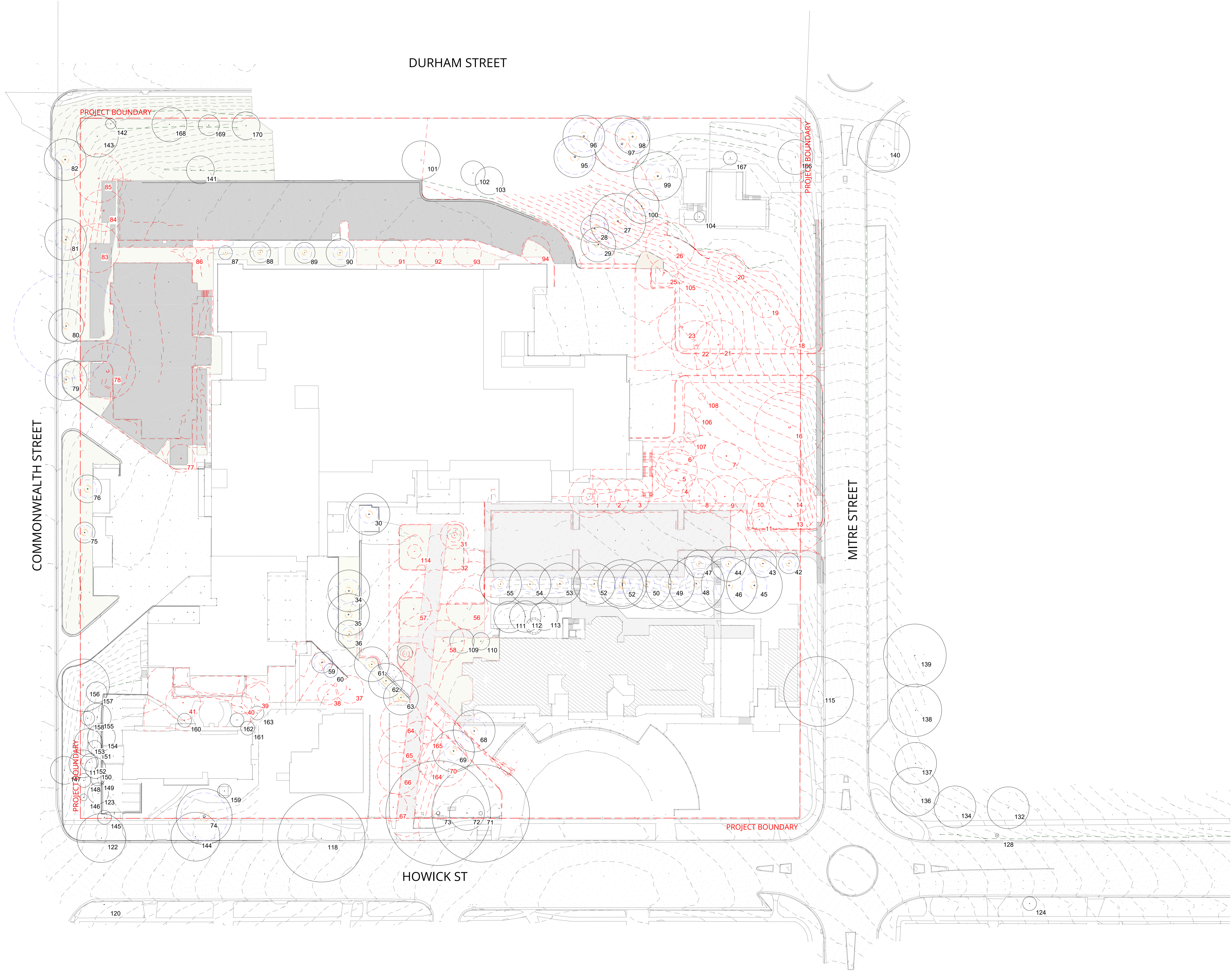
Client  
 **Health  
Infrastructure**

Drawing No. Drawing Name  
**L101 LANDSCAPE  
MASTERPLAN**

Job No. 22.985  
Issue G  
Scale 1:500 @ A1  
0 1 2 3 4 5m

Sydney, Suite 70, Jones Bay Wharf, 26-32 Pirrama Road, Pyrmont NSW 2009  
e sydney@arcadiala.com.au  
t 02 8571 2900

**ARCADIA**



G	FOR SSDA	24.01.25
F	FOR TENDER	26.09.24
E	ISSUE FOR DD	25.07.24
D	DD DRAFT	27.06.24
C	SSDA DRAFT	28.02.24
B	ISSUE FOR SD	05.02.24
A	SD DRAFT	19.01.24

Revision Revision Description Revision Date

Project  
**BATHURST  
HEALTH SERVICE  
REDEVELOPMENT**

Project Status  
**Tender**

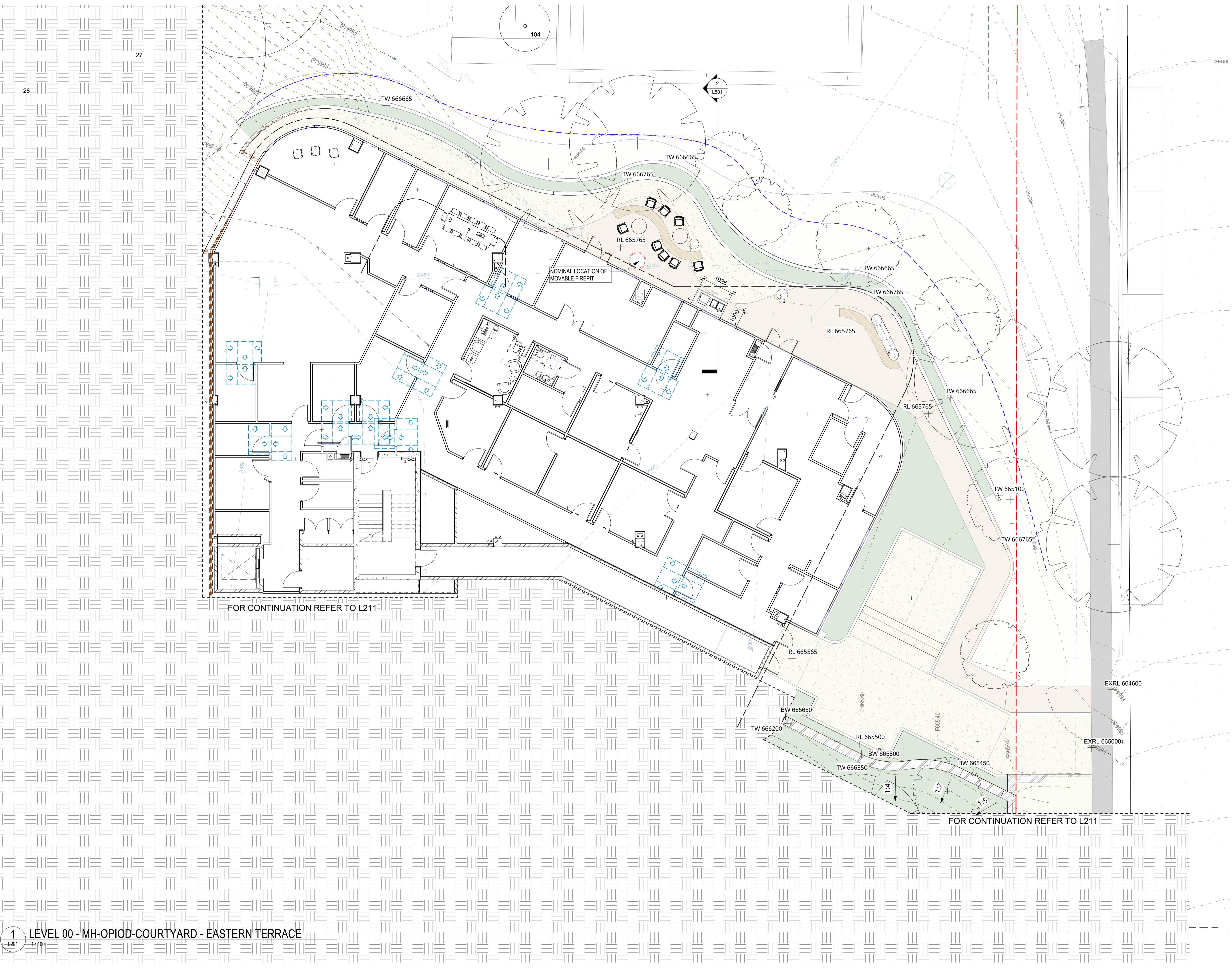
Client  
 **Health  
Infrastructure**

Drawing No. **L102** Drawing Name  
**EXISTING TREE  
RETENTION AND  
REMOVAL PLAN**

Job No. 22.985  
Issue G  
Scale 1:500 @ A1  
0 1 2 3 4 5m

Sydney, Suite 70, Jones Bay Wharf, 26-32 Pirrama Road, Pyrmont NSW 2009  
e sydney@arcadiala.com.au  
t 02 8571 2900

**ARCADIA**



Pty Ltd. Use only figured dimensions. Any other required dimensions are to be referred to and supplied by the landscape architect. All discrepancies to be referred to the project manager and Arcadia Design Group Pty Ltd prior to construction. Ensure compliance with the Building Code of Australia and all relevant Australian Standards and Authority requirements.

Keyplan

G	FOR SSDA	24.01.25
F	FOR TENDER	26.09.24
E	ISSUE FOR DD	25.07.24
D	DD DRAFT	27.06.24

Revision Revision Description Revision Date

Project  
**BATHURST HEALTH SERVICE REDEVELOPMENT**

Project Status  
**Tender**

Client  
 **Health Infrastructure**

Drawing No. **L201** Drawing Name  
**SETOUT AND GRADING PLAN - LOWER GROUND LEVEL**

Job No. 22.985  
Issue G  
Scale 1:100 @ A1  
0 1 2 3 4 5m

Sydney, Suite 70, Jones Bay Wharf, 26-32 Pirrama Road, Pyrmont NSW 2009  
e sydney@arcadiala.com.au  
t 02 8571 2900

**ARCADIA**

G	FOR SSDA	24.01.25
F	FOR TENDER	26.09.24
E	ISSUE FOR DD	25.07.24
D	DD DRAFT	27.06.24

Revision	Revision Description	Revision Date
----------	----------------------	---------------

Project

## BATHURST HEALTH SERVICE REDEVELOPMENT

Project Status  
Tender

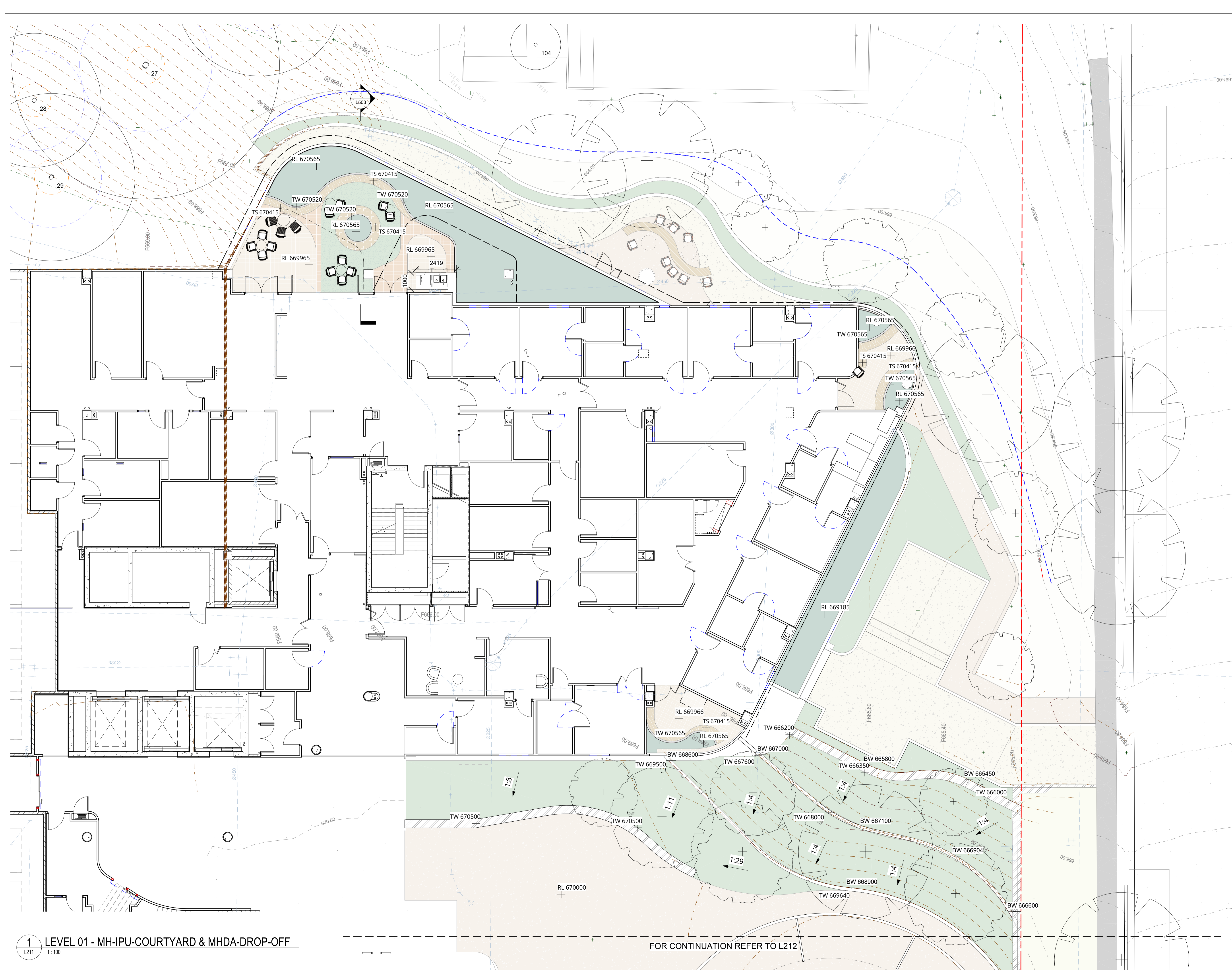


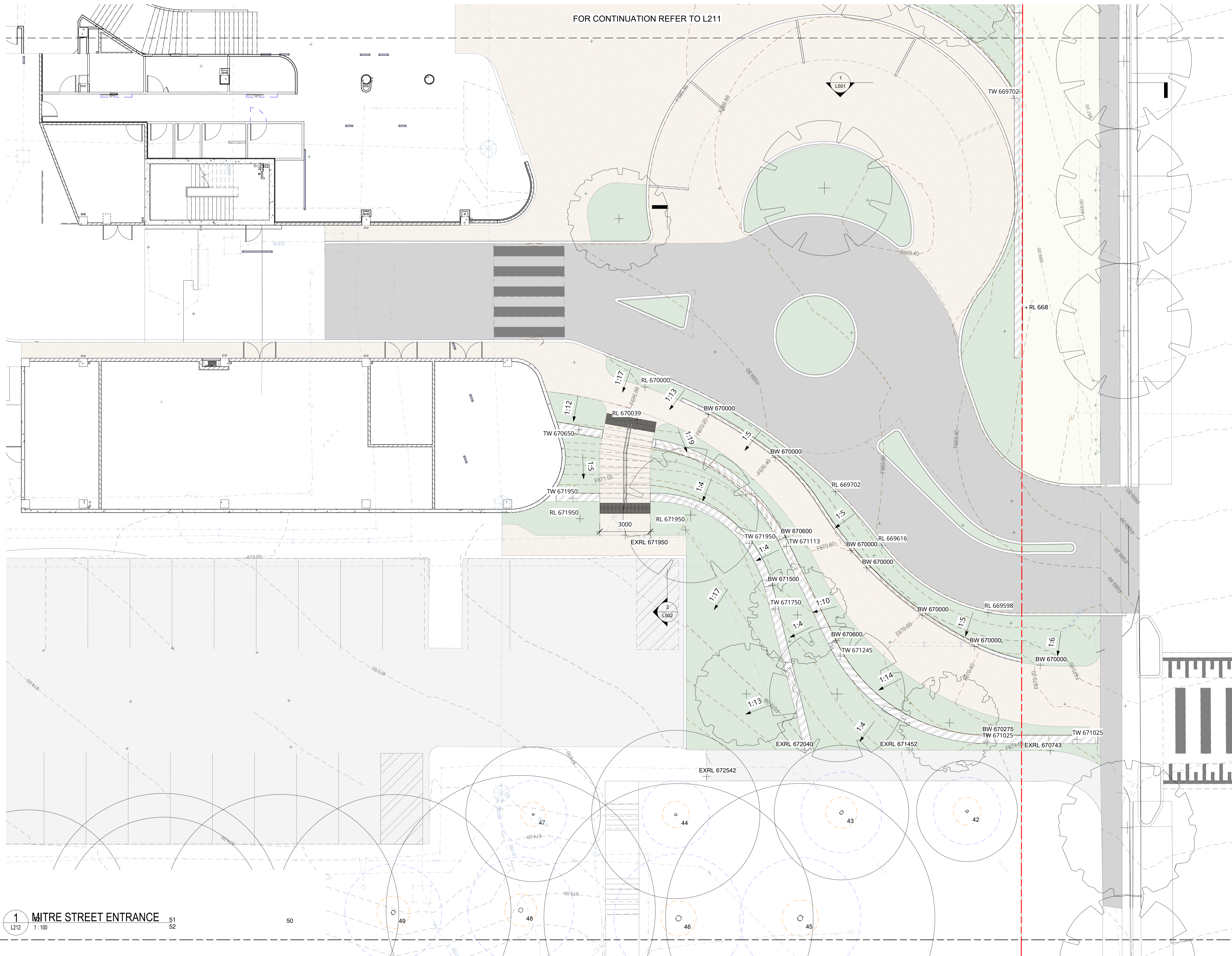
Drawing No. **L211** Drawing Name  
**SETOUT AND GRADING PLAN - LEVEL 1**

Job No. 22.985  
Issue G  
Scale 1:100 @ A1  
0 1 2 3 4 5m

Sydney, Suite 70, Jones Bay Wharf, 26-32 Pirrama Road, Pyrmont NSW 2009  
e sydney@arcadiala.com.au  
t 02 8571 2900

**ARCADIA**





Pty Ltd. Use only figured dimensions. Any other required dimensions are to be referred to and supplied by the landscape architect. All discrepancies to be referred to the project manager and Arcadia Design Group Pty Ltd prior to construction. Ensure compliance with the Building Code of Australia and all relevant Australian Standards and Authority requirements.

Keyplan

G	FOR SSDA	24.01.25
F	FOR TENDER	26.09.24
E	ISSUE FOR DD	25.07.24
D	DD DRAFT	27.06.24

Revision	Revision Description	Revision Date
----------	----------------------	---------------

Project  
**BATHURST HEALTH SERVICE REDEVELOPMENT**

Project Status  
**Tender**

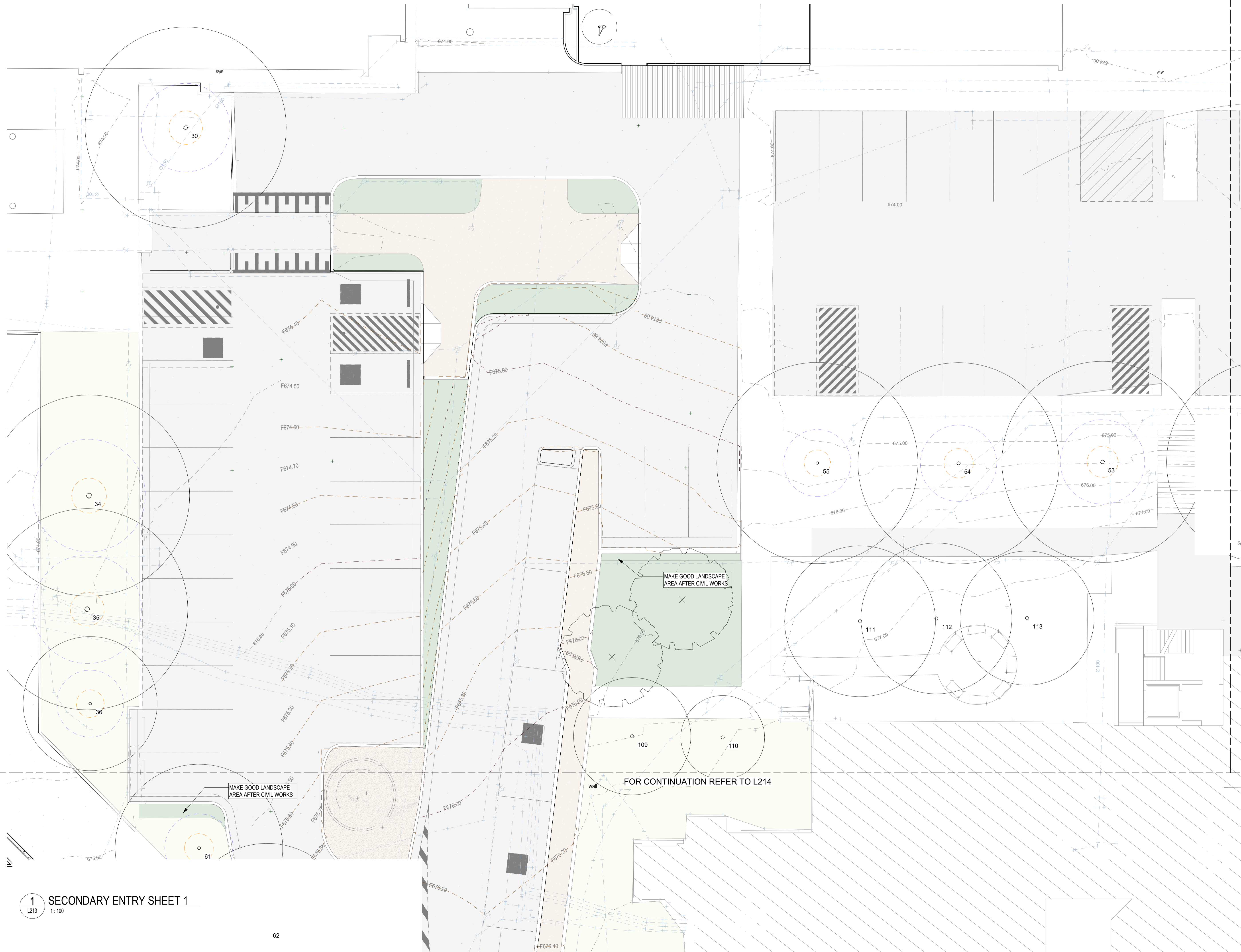


Drawing No. **L212**  
Drawing Name  
**SETOUT AND GRADING PLAN - GROUND LEVEL**

Job No. 22.985  
Issue G  
Scale 1:100 @ A1  
0 1 2 3 4 5m

Sydney, Suite 70, Jones Bay Wharf, 26-32 Pirrama Road, Pyrmont NSW 2009  
e sydney@arcadiala.com.au  
t 02 8571 2900

**ARCADIA**



1 SECONDARY ENTRY SHEET 1  
L213 1:100

Pty Ltd. Use only figured dimensions. Any other required dimensions are to be referred to and supplied by the landscape architect. All discrepancies to be referred to the project manager and Arcadia Design Group Pty Ltd prior to construction. Ensure compliance with the Building Code of Australia and all relevant Australian Standards and Authority requirements.

Keyplan

G	FOR SSDA	24.01.25
F	FOR TENDER	26.09.24
E	ISSUE FOR DD	25.07.24
D	DD DRAFT	27.06.24

Revision	Revision Description	Revision Date
----------	----------------------	---------------

Project  
**BATHURST  
HEALTH SERVICE  
REDEVELOPMENT**

Project Status  
**Tender**



Drawing No. **L213** Drawing Name  
**SETOUT AND  
GRADING PLAN -  
GROUND LEVEL**

Job No. 22.985  
Issue G  
Scale 1:100 @ A1  
0 1 2 3 4 5m

Sydney, Suite 70, Jones Bay Wharf, 26-32 Pirrama Road, Pyrmont NSW 2009  
e sydney@arcadiala.com.au  
t 02 8571 2900





FOR CONTINUATION REFER TO L213

Pty Ltd. Use only figured dimensions. Any other required dimensions are to be referred to and supplied by the landscape architect. All discrepancies to be referred to the project manager and Arcadia Design Group Pty Ltd prior to construction. Ensure compliance with the Building Code of Australia and all relevant Australian Standards and Authority requirements.

Keyplan

G	FOR SSDA	24.01.25
F	FOR TENDER	26.09.24
E	ISSUE FOR DD	25.07.24
D	DD DRAFT	27.06.24

Revision Revision Description Revision Date

Project  
**BATHURST  
HEALTH SERVICE  
REDEVELOPMENT**

Project Status  
**Tender**

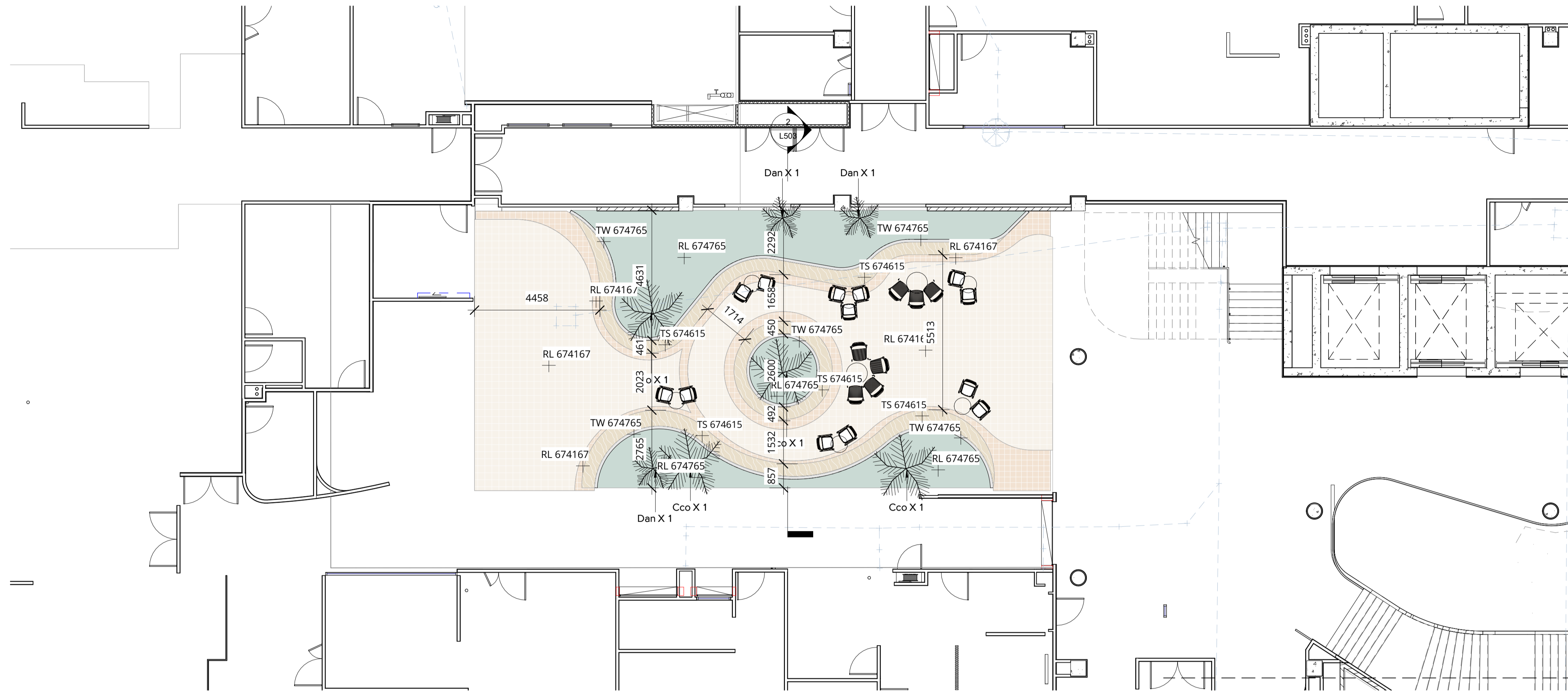
Client  
 **Health  
Infrastructure**

Drawing No. **L214** Drawing Name  
**SETOUT AND  
GRADING PLAN -  
GROUND LEVEL**

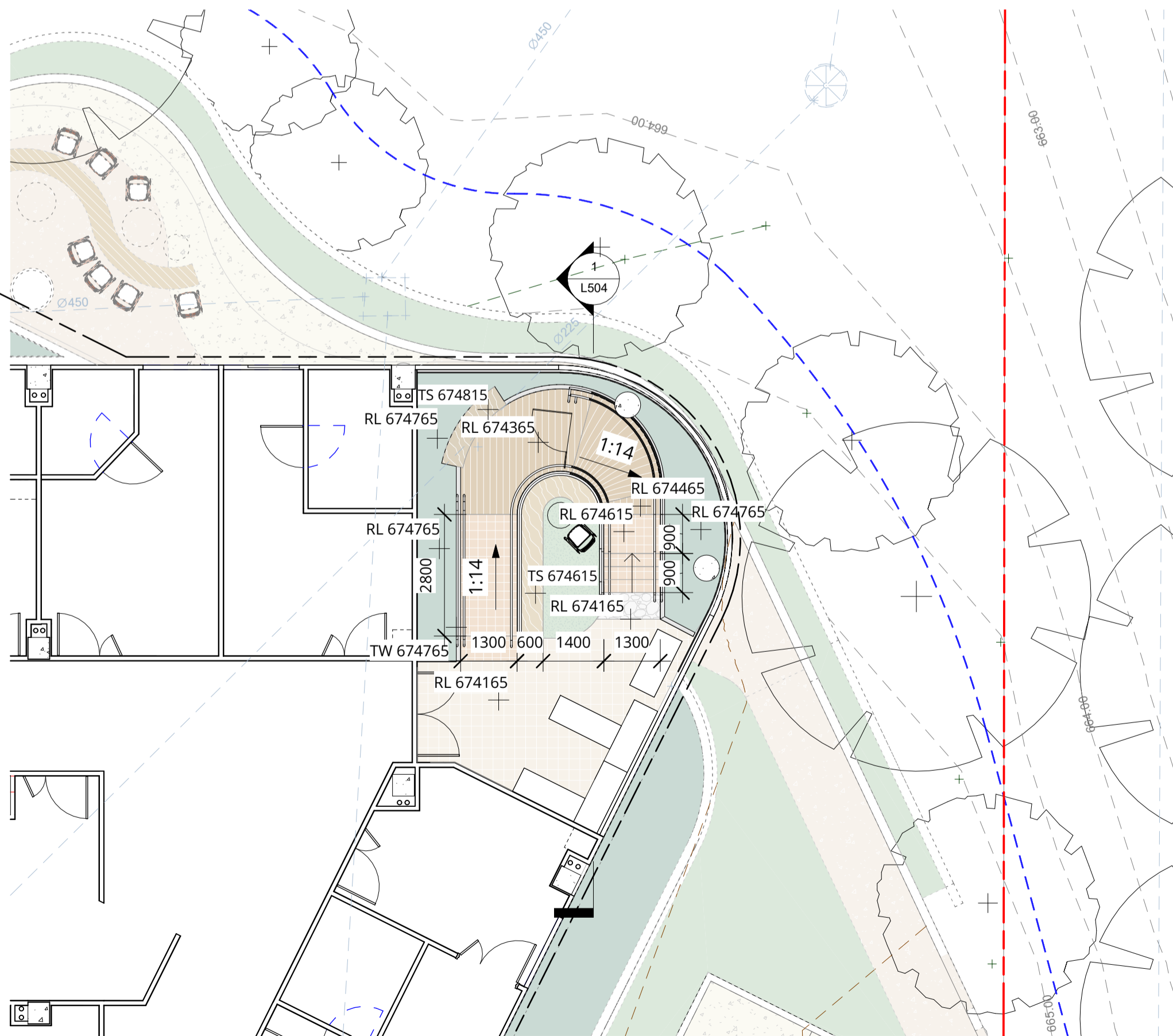
Job No. 22.985  
Issue G  
Scale 1:100 @ A1  
0 1 2 3 4 5m

**Sydney**, Suite 70, Jones Bay Wharf, 26-32 Pirrama Road, Pyrmont NSW 2009  
e sydney@arcadiala.com.au  
t 02 8571 2900

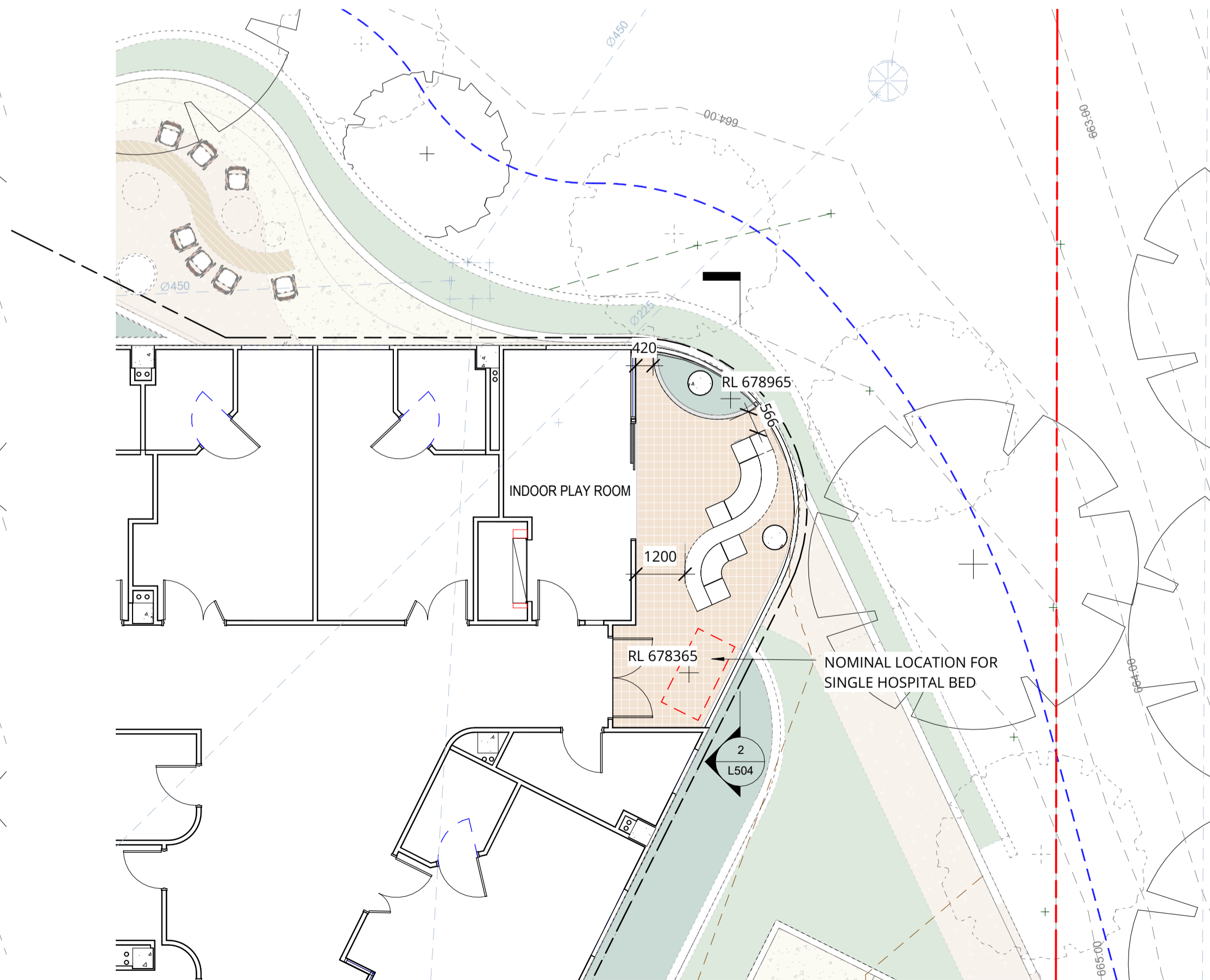
**ARCADIA**



1 LEVEL 02 - PUBLIC COURTYARD  
L221 1:100



2 LEVEL 02 - REHABILITATION INPATIENT UNIT (IPU) - EASTERN COURTYARD  
L221 1:100



3 LEVEL 03 - PAEDIATRIC AND AMBULATORY CARE - EASTERN COURTYARD  
L221 1:100

Pty Ltd. Use only figured dimensions. Any other required dimensions are to be referred to and supplied by the landscape architect. All discrepancies to be referred to the project manager and Arcadia Design Group Pty Ltd prior to construction. Ensure compliance with the Building Code of Australia and all relevant Australian Standards and Authority requirements.

Keyplan

G	FOR SSDA	24.01.25
F	FOR TENDER	26.09.24
E	ISSUE FOR DD	25.07.24
D	DD DRAFT	27.06.24

Revision Revision Description Revision Date

Project  
**BATHURST HEALTH SERVICE REDEVELOPMENT**

Project Status  
**Tender**

Client  
**NSW GOVERNMENT Health Infrastructure**

Drawing No. Drawing Name  
**L221 SETOUT AND GRADING PLAN - LEVEL 2&3**

Job No. 22.985  
Issue G  
Scale 1:100 @ A1  
0 1 2 3 4 5m

Sydney, Suite 70, Jones Bay Wharf, 26-32 Pirrama Road, Pyrmont NSW 2009  
e sydney@arcadiala.com.au  
t 02 8571 2900

**ARCADIA**

MATERIAL SCHEDULE

CODE	ITEM	DETAIL	SIZE	SUPPLIER
01 SOFTWORKS				
	VEGETATED AREA MATCHING EXISTING	REFER 400 SERIES SOFTWORKS PLANS FOR PLANTING SPECIES		
LA01	PLANTING ON GRADE	REFER 400 SERIES SOFTWORKS PLANS FOR PLANTING SPECIES	NA	NA
LA02	PLANTING ON SLAB	REFER 400 SERIES SOFTWORKS PLANS FOR PLANTING SPECIES	NA	NA
LA10	VEGETATED AREA MATCHING EXISTING	REFER 400 SERIES SOFTWORKS PLANS FOR PLANTING SPECIES		
02 PAVEMENT				
P1.1	CONCRETE AGGREGATE	AGGREGATE: TENERIFE EXPOSED FINISH: HONED SLIP RATING: P5 & R11 SEALANT: PENETRATING - GOLD FROM AQUAMIX SEALED JOINTS: COLOUR TO MATCH CONCRETE	-	EQUAL TO GEOSTONE
P1.2	CONCRETE AGGREGATE	AGGREGATE: CORFU EXPOSED FINISH: HONED SLIP RATING: P5 & R11 SEALANT: PENETRATING - GOLD FROM AQUAMIX SEALED JOINTS: COLOUR TO MATCH CONCRETE	-	EQUAL TO GEOSTONE
P2.1	UNIT PAVING ON PEDESTAL	PRODUCT: ANKARA TRAVERTINE SLIP RATING: P5 & R11 SEALANT: PENETRATING - GOLD FROM AQUAMIX SEALED JOINTS: COLOUR TO MATCH PAVER	610 X 610 MM	EQUAL TO SAM THE PAVING MAN
P2.2	UNIT PAVING ON PEDESTAL	PRODUCT: TERRAZZO CARMELITA SLIP RATING: P5 & R11 SEALANT: PENETRATING - GOLD FROM AQUAMIX SEALED JOINTS: COLOUR TO MATCH PAVER	-	EQUAL TO FIBONACCI T: 1300 342 662 W: https://fibonacci.com.au/
P3	SYNTHETIC TURF	PRODUCT: ILLUSION XHD 40 SIZE: 40MM THICK PILE	-	SUPPLIER: OZ TURF P: 1300 698 873 W: WWW.OZTURF.COM. AU
P4	RESIN STONE	COLOUR: PEARL STONE RESURFACER STONE SIZE: 6MM	-	SUPPLIER: EQUAL TO STONE SET W: https://stoneset.com.au/ P: 1300 392 155
TD	TIMBER DECKING	TYPE: TIMBER DECKING MATERIAL: SPOTTED GUM FRAME: STEEL SIZE: 110 X 30MM AT VARIOUS LENGTHS	-	-
03 WALLS AND EDGES				
E1	SPADE EDGE	-	-	
W1	SANDSTONE LOG WALL	FINISH: SPLIT FACE TO SIDES, GANG SAWN TO TOP SIDE, SIZE: 2000X500X500MM, FOOTING: COMPACTED ROAD BASE TO ENGINEERS SPECIFICATION, PATTERN: IF STACKED, LOGS TO BE ARRANGED IN STRETCHER BOND PATTERN, JOINTS: GROUTED JOINTS BETWEEN LOGS TO PREVENT ENTRAPMENT OF DEBRIS,	-	EQUAL TO GOSFORD QUARRIES (02 8585 8282) A GRADE SANDSTONE LOGS,
W2	RETAINING WALL	TYPE: INSITU CONCRETE WALL DIMENSIONS: 200MM WIDTH, HEIGHT AND LENGTH VARIES FINISH AND COLOUR: CLASS 2 CONCRETE WITH SANDBLASTED FINISH, COLOUR: OFF-WHITE	-	DRAINAGE AND FOOTING REQUIREMENTS TO ENGINEER'S SPECIFICATION
W3	GRC PLANTER WALL	GRC PLANTER WALL	-	SHOP DRAWINGS TO BE PREPARED FOR CHECKING AND APPROVAL
04 FIXING				
H1	HANDRAIL	TYPE: STAINLESS STEEL HANDRAIL (PRIVATE DOMAIN) SIZE: 40MM DIAMETER COLOUR: POWDERCOAT FINISH TO MATCH ARCHITECT'S COLOUR PALETTE FIXING: SUBSURFACE FIXED BENEATH PAVING THROUGH BASEPLATE TO CONCRETE SLAB, TO ENGINEER'S SPECIFICATION	-	SHOP DRAWINGS TO BE PREPARED FOR CHECKING AND APPROVAL
TGSI	TACTIL INDICATOR	TYPE: LATHAM TI SERIES TACTILE INDICATOR STUDS, LTAB BRASS, ABRASIVE BRASS TACTILE INDICATOR STUD MATERIAL: BRASS INSERTS: SUPAGRIT™ BUFF INFILL (LRV 21.15)	-	SUPPLIER: LATHAM AUSTRALIA OR SIMILAR AND APPROVED T: 02 9879 7888 W:WWW.LATHAM-AUSTRALIA.COM
05 FURNITURE				
BBQ 1	BBQ BENCH	BBQ WITH STORAGE REFER TO LANDSCAPE DETAILS	REFER TO 200 SERIES SETOUT AND GRADING PLANS FOR DIMENSION	SHOP DRAWINGS TO BE PREPARED FOR CHECKING AND APPROVAL
BBQ2	MOVABLE BBQ	WEBER® FAMILY Q®+ PREMIUM (Q3200N+) GAS BARBECUE (LPG)	DIMENSIONS - LID OPEN: 147.00CM H X 144.00CM W X 75.00CM D; DIMENSIONS - LID CLOSED (CENTIMETRES): 112.00CM H X 144.00CM W X 63.00CM D	EQUAL TO WEBER
FN1.1	SEATING	STEEL FRAME AND TIMBER MOUNTED TO GRC WALL	REFER TO 200 SERIES SETOUT AND GRADING PLANS FOR DIMENSION	SHOP DRAWINGS TO BE PREPARED FOR CHECKING AND APPROVAL
FN1.2	SEATING	STEEL FRAME AND TIMBER ON TOP OF GRC WALL	REFER TO 200 SERIES SETOUT AND GRADING PLANS FOR DIMENSION	SHOP DRAWINGS TO BE PREPARED FOR CHECKING AND APPROVAL
FN2	SEATING	STEEL FRAME AND TIMBER MOUNTED TO GRC WALL, WITH STORAGE	REFER TO 200 SERIES SETOUT AND GRADING PLANS FOR DIMENSION	SHOP DRAWINGS TO BE PREPARED FOR CHECKING AND APPROVAL
FN3	SEATING	LINEAR TIMBER SEAT INTEGRATED WITH GRC	REFER TO 200 SERIES SETOUT AND GRADING PLANS FOR DIMENSION	SHOP DRAWINGS TO BE PREPARED FOR CHECKING AND APPROVAL
FN4	CUSTOMIZED LOUNGE SEATING	NEIGHBORHOOD MODULAR SOFA	REFER TO 200 SERIES SETOUT AND GRADING PLANS FOR DIMENSION	EQUAL TO KE-ZU T: 1300 724 174 W:https://www.kezu.com.au/
FN5	MOVABLE FIRE PIT	PRODUCT: Hibernate Firedrum HIB-FD-1050 MATERIAL: 3mm corten steel	SIZE: 1050MM(DIA) X 283(H)	EQUAL TO HIBERNATE W: https://hibernateoutdoors.com.au/
ST1	CHAIR	JAK CHAIR - HEADLAND TEXTURED WITH ARMREST MATERIAL: TRIPLE COATED MILD FRAME WITH UV STABLE NYLON GLIDES	SIZE: 555MM(w) X 565MM(D) X 795MM(H)	EQUAL TO TAIT W: https://madebytaity.com.au/
ST2	LOUNGER	JAK LOUNGER - HEADLAND TEXTURED WITH ARMREST MATERIAL: TRIPLE COATED MILD FRAME WITH UV STABLE NYLON GLIDES	SIZE: 600mm(w) X 620mm(D) X 695mm(H)	EQUAL TO TAIT W: https://madebytaity.com.au/
TB1	COFFEE TABLE	JIL TABLE - HEADLAND TEXTURED MATERIAL: TRIPLE COATED MILD FRAME WITH UV STABLE NYLON GLIDES	SIZE: 900mm Dia X 350mm(H)	EQUAL TO TAIT W: https://madebytaity.com.au/
TB2	COFFEE TABLE	JIL TABLE - HEADLAND TEXTURED MATERIAL: TRIPLE COATED MILD FRAME WITH UV STABLE NYLON GLIDES	SIZE: 750mm Dia X 350mm(H)	EQUAL TO TAIT W: https://madebytaity.com.au/
TB3	DINING TABLE	JIL TABLE - HEADLAND TEXTURED MATERIAL: TRIPLE COATED MILD FRAME WITH UV STABLE NYLON GLIDES JIL TABLE - HEADLAND TEXTURED MATERIAL: TRIPLE COATED MILD FRAME WITH UV STABLE NYLON GLIDES JIL TABLE - HEADLAND TEXTURED MATERIAL: TRIPLE COATED MILD FRAME WITH UV STABLE NYLON GLIDES	SIZE: 600mm Dia X 730mm(H)	EQUAL TO TAIT W: https://madebytaity.com.au/
06 GYM EQUIPMENTS				
EP1	BASKETBALL HOOP	SPLADING BASKETBALL HOOP 137MM	BASE DIMENSIONS: 138CM X 87CM; HEIGHT ADJUSTABLE: 7.5FT - 10FT   2.3M – 3.00M	
07 STAIR				
S1	STAIR		NA	NA
08 SHADE STRUCTURE				
ST1	SHADE STRUCTURE			SHOP DRAWINGS TO BE PREPARED FOR CHECKING AND APPROVAL

Pty Ltd. Use only figured dimensions. Any other required dimensions are to be referred to and supplied by the landscape architect. All discrepancies to be referred to the project manager and Arcadia Design Group Pty Ltd prior to construction. Ensure compliance with the Building Code of Australia and all relevant Australian Standards and Authority requirements.

Keyplan

G	FOR SSDA	24.01.25
F	FOR TENDER	26.09.24
E	ISSUE FOR DD	25.07.24
D	DD DRAFT	27.06.24

Revision	Revision Description	Revision Date
----------	----------------------	---------------

Project

**BATHURST  
HEALTH SERVICE  
REDEVELOPMENT**

Project Status

**Tender**



Drawing No. **L300**

Drawing Name **MATERIAL  
SCHEDULE**

Job No. 22.985

Issue G

Scale @ A1

**Sydney**, Suite 70, Jones Bay Wharf, 26-32 Pirrama Road, Pyrmont NSW 2009  
e sydney@arcadiala.com.au  
t 02 8571 2900



G	FOR SSDA	24.01.25
F	FOR TENDER	26.09.24
E	ISSUE FOR DD	25.07.24
D	DD DRAFT	27.06.24

Revision	Revision Description	Revision Date
----------	----------------------	---------------

Project

## BATHURST HEALTH SERVICE REDEVELOPMENT

Project Status  
Tender



Drawing No. **L301**

Drawing Name  
**HARDWORKS  
PLAN - LOWER  
GROUND LEVEL**

Job No. 22.985

Issue G

Scale 1:100 @ A1

Sydney, Suite 70, Jones Bay Wharf, 26-32 Pirrama Road, Pyrmont NSW 2009  
e sydney@arcadiala.com.au  
t 02 8571 2900

# ARCADIA



FOR CONTINUATION REFER TO L312

G	FOR SSDA	24.01.25
F	FOR TENDER	26.09.24
E	ISSUE FOR DD	25.07.24
D	DD DRAFT	27.06.24

Revision Revision Description Revision Date

Project

## BATHURST HEALTH SERVICE REDEVELOPMENT

Project Status  
Tender



Drawing No. Drawing Name  
**L311** HARDWORKS  
PLAN - LEVEL 1

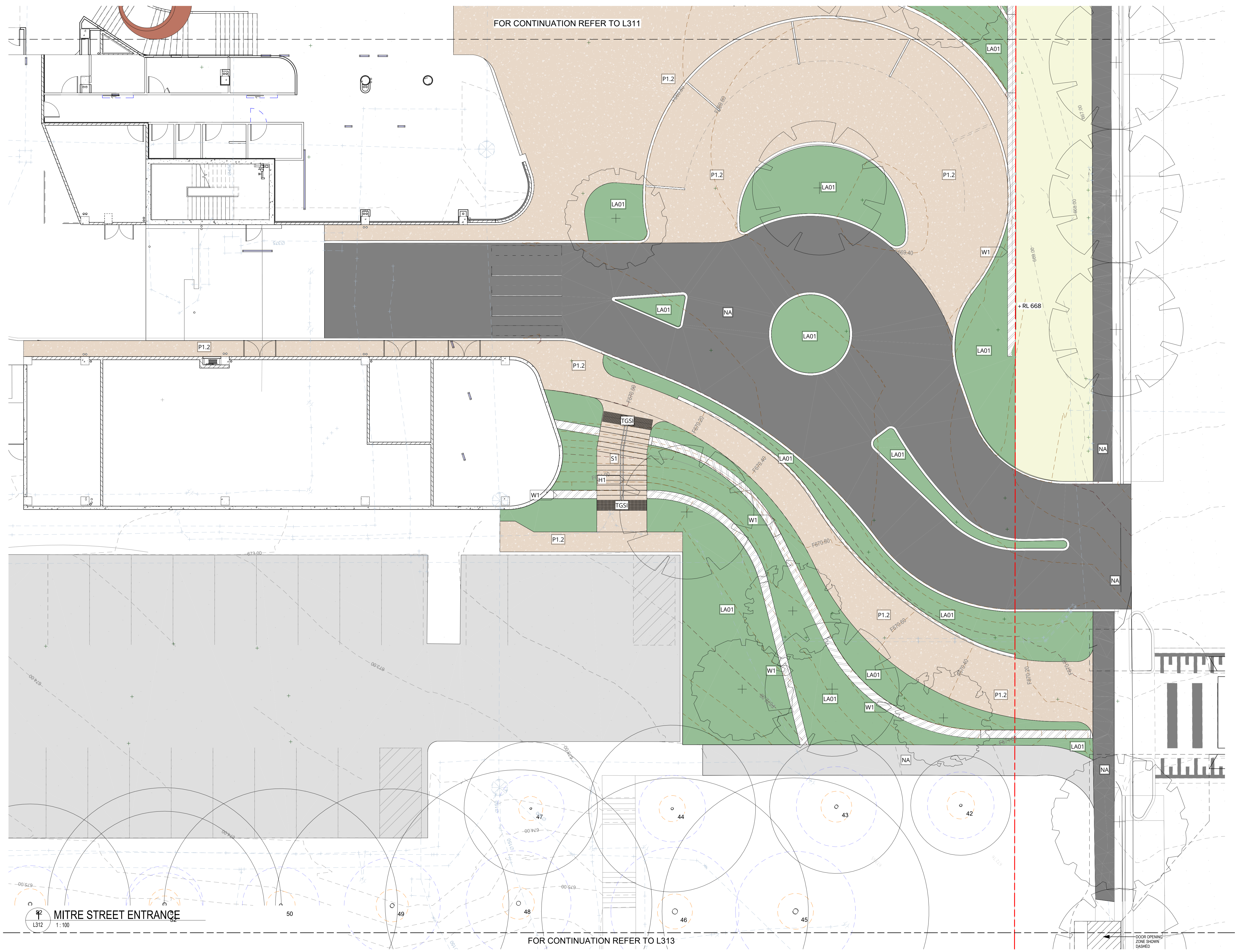
Job No. 22.985  
Issue G  
Scale 1:100 @ A1  
0 1 2 3 4 5m

Sydney, Suite 70, Jones Bay Wharf, 26-32 Pirrama Road, Pyrmont NSW 2009  
e sydney@arcadiala.com.au  
t 02 8571 2900

ARCADIA



FOR CONTINUATION REFER TO L312



FOR CONTINUATION REFER TO L311

FOR CONTINUATION REFER TO L313

Pty Ltd. Use only figured dimensions. Any other required dimensions are to be referred to and supplied by the landscape architect. All discrepancies to be referred to the project manager and Arcadia Design Group Pty Ltd prior to construction. Ensure compliance with the Building Code of Australia and all relevant Australian Standards and Authority requirements.

Keyplan

G	FOR SSDA	24.01.25
F	FOR TENDER	26.09.24
E	ISSUE FOR DD	25.07.24
D	DD DRAFT	27.06.24

Revision Revision Description Revision Date

Project  
**BATHURST  
HEALTH SERVICE  
REDEVELOPMENT**

Project Status  
**Tender**

Client  
 **Health  
Infrastructure**

Drawing No. **L312** Drawing Name  
**HARDWORKS  
PLAN - GROUND  
LEVEL**

Job No. 22.985  
Issue G  
Scale 1:100 @ A1  
0 1 2 3 4 5m

**Sydney**, Suite 70, Jones Bay Wharf, 26-32 Pirrama Road, Pyrmont NSW 2009  
e sydney@arcadiala.com.au  
t 02 8571 2900

**ARCADIA**

**MITRE STREET ENTRANCE**

Pty Ltd. Use only figured dimensions. Any other required dimensions are to be referred to and supplied by the landscape architect. All discrepancies to be referred to the project manager and Arcadia Design Group Pty Ltd prior to construction. Ensure compliance with the Building Code of Australia and all relevant Australian Standards and Authority requirements.

Keyplan

G	FOR SSDA	24.01.25
F	FOR TENDER	26.09.24
E	ISSUE FOR DD	25.07.24
D	DD DRAFT	27.06.24

Revision Revision Description Revision Date

Project  
**BATHURST  
HEALTH SERVICE  
REDEVELOPMENT**

Project Status  
**Tender**



Drawing No. **L313** Drawing Name  
**HARDWORKS  
PLAN - GROUND  
LEVEL**

Job No. 22.985  
Issue G  
Scale 1:100 @ A1  
0 1 2 3 4 5m

Sydney, Suite 70, Jones Bay Wharf, 26-32 Pirrama Road, Pyrmont NSW 2009  
e sydney@arcadiala.com.au  
t 02 8571 2900

**ARCADIA**



G	FOR SSDA	24.01.25
F	FOR TENDER	26.09.24
E	ISSUE FOR DD	25.07.24
D	DD DRAFT	27.06.24

Revision Revision Description Revision Date

Project  
**BATHURST HEALTH SERVICE REDEVELOPMENT**

Project Status  
**Tender**



Drawing No. **L314** Drawing Name  
**HARDWORKS PLAN - GROUND LEVEL**

Job No. 22.985  
Issue G  
Scale 1:100 @ A1  
0 1 2 3 4 5m

Sydney, Suite 70, Jones Bay Wharf, 26-32 Pirrama Road, Pyrmont NSW 2009  
e sydney@arcadiala.com.au  
t 02 8571 2900

**ARCADIA**

FOR CONTINUATION REFER TO L313

MAKE GOOD  
LANDSCAPE AREA  
AFTER CIVIL WORKS

61

62

63

P1.2

LA01

LA01

68

LA01

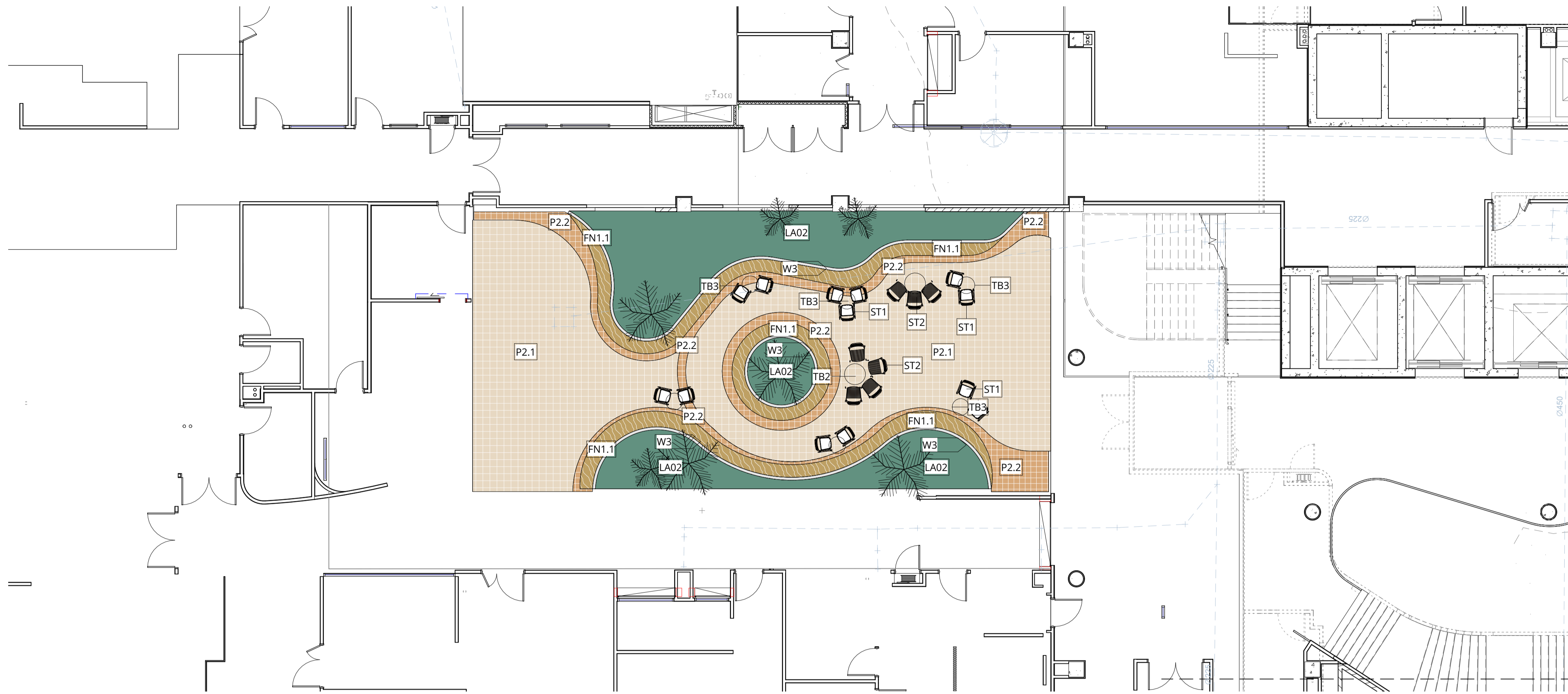
LA01

69

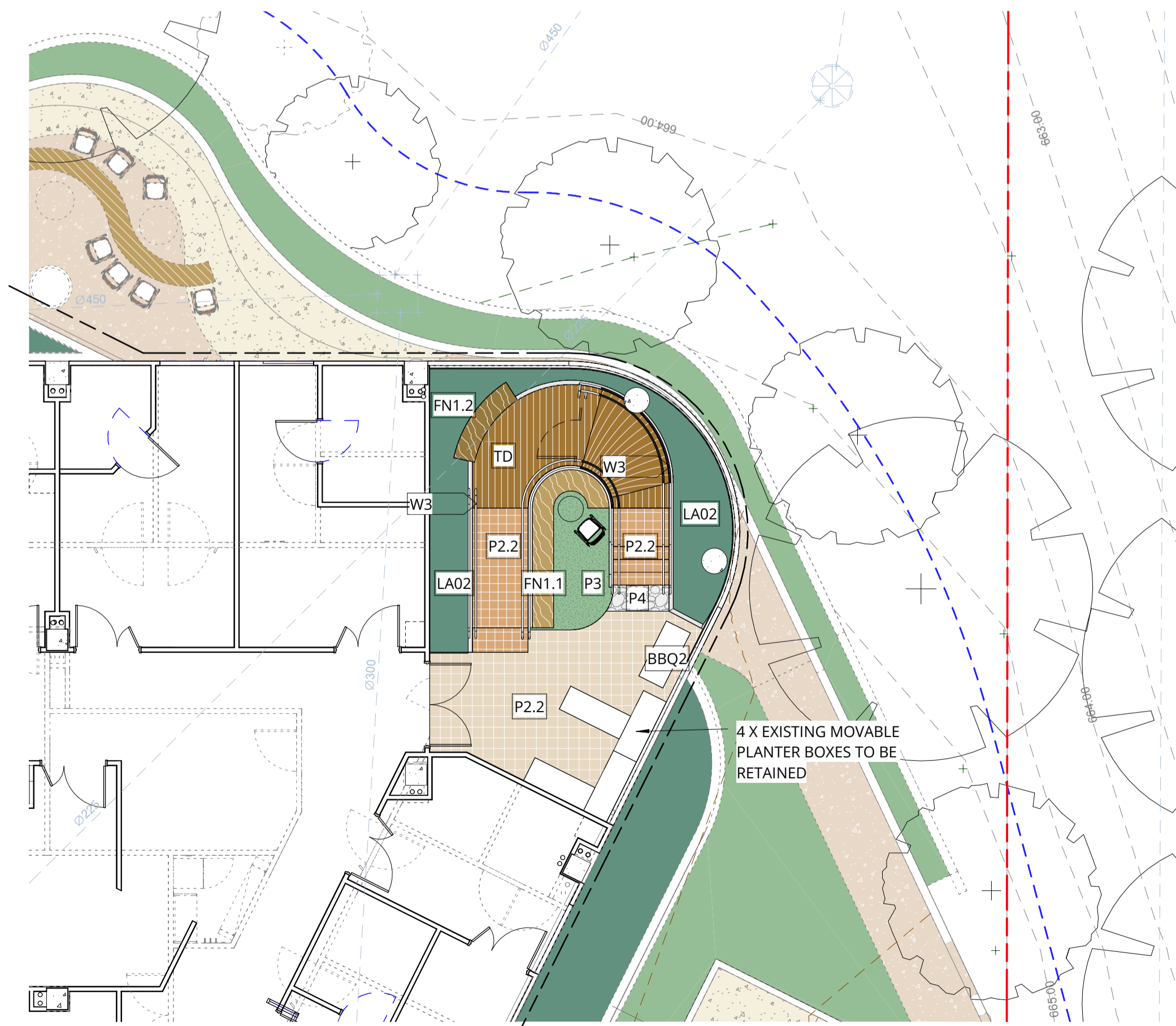
322°10'10"

**1** SECONDARY ENTRY SHEET 2

L314 1:100



1 LEVEL 02 - PUBLIC COURTYARD  
L321 1:100



2 LEVEL 02 - REHABILITATION INPATIENT UNIT (IPU) - EASTERN COURTYARD  
L321 1:100



3 LEVEL 03 - PAEDIATRIC AND AMBULATORY CARE - EASTERN COURTYARD  
L321 1:100

Pty Ltd. Use only figured dimensions. Any other required dimensions are to be referred to and supplied by the landscape architect. All discrepancies to be referred to the project manager and Arcadia Design Group Pty Ltd prior to construction. Ensure compliance with the Building Code of Australia and all relevant Australian Standards and Authority requirements.

Keyplan

G	FOR SSDA	24.01.25
F	FOR TENDER	26.09.24
E	ISSUE FOR DD	25.07.24
D	DD DRAFT	27.06.24

Revision Revision Description Revision Date

Project

## BATHURST HEALTH SERVICE REDEVELOPMENT

Project Status

Tender

Client



Drawing No.

L321

Drawing Name

HARDWORKS PLAN - LEVEL 2&3

Job No.

22.985

Issue

G

Scale

1:100 @ A1

0 1 2 3 4 5m

Sydney, Suite 70, Jones Bay Wharf, 26-32 Pirrama Road, Pyrmont NSW 2009  
e sydney@arcadiala.com.au  
t 02 8571 2900

ARCADIA

PLANTING SCHEDULE

CODE	BOTANIC NAME	COMMON NAME	MATURE SIZE (h x w) (m)	PROPOSED POT SIZE	QTY
TREES					
Ad	Acacia dealbata	Silver Wattle	6-15 X 8-10	75L	7
Ai	Acacia implexa	Hickory Wattle	5-15 X 4-10	75L	5
Am	Acacia melanoxylon	Blackwood	7-20 X 4-10	75L	2
Bp	Brachychiton populneus	Kurrajong	6-20 X 3-6	75L	1
Ea	Eucalyptus albens	The White Box	25 x 10	75L	4
Ecy	Eucalyptus cypellocarpa	Mountain grey gum	50 x 20	75L	29
Eme	Eucalyptus melliodora	Yellow Box	20-35 X 20-30	75L	3
Emi	Eucalyptus microcarpa	Grey box	20 x 15	75L	4
Epa	Eucalyptus pauciflora	Snow gum	12 x 15	75L	3
SHRUBS & ACCENTS					
Aa	Asplenium australasicum	Birds Nest Fern	1.5 x 1.5	200mm	9
An	Atriplex nummularia	Old Man Saltbush	3 x 2	200mm	85
Ba	Boronia alvida	Alpine boronia	1.5 x 1	200mm	62
Bm	Banksia marginata	The Silver Banksia	1-10 x 5	200mm	18
Bo	Breynia oblongifolia	Coffee Bush	1-2 x 1-1.5	200mm	2
Bs	Bursaria spinosa	Blackthorn	2-4 x 1.5-3	200mm	16
Cm	Carissa macrocarpa 'Emerald Star'	Xanadu	0.5-1 X 1	200mm	9
Cn	Chenopodium nitraraceum	Nitre Goosefoot	2 x 2	200mm	29
De	Doryanthes excelsa	Spear Lily	2-4 x 2-3	200mm	19
Ds	Dillwynia sericea	Showy Parrot-pea	0.6-1.5 x 0.5-1.5	200mm	66
Dv	Dodonaea viscosa	Wedge Leaf Hop Bush	2 x 1.5	200mm	12
Et	Enchylaena tomentosa	Ruby saltbush	0.5 x 1	200mm	30
Hm	Hakea microcarpa	Small-fruited Hakea	2 x 2	200mm	17
Ia	Indigofera australis	Native Indigo	1.5-2.5 x 1.5-2.5	200mm	13
Js	Jacksonia scoparia	Dogwood	4-5 x 2-3	200mm	23
Lp	Leptospermum petersonii	Lemon-scented Tea-tree	4-5 x 2-3	200mm	57
Ls	Lissanthe strigosa	Peach Heath	0.7 x 1.5	200mm	4
Mf	Muehlenbeckia florulenta	Lignum	2 x 2	200mm	4
Pt	Philodendron tatei ssp melanochlorum 'Rojo congo'	Rojo Congo Philodrendron	0.7 x 1	200mm	8
PX	Philodendron 'Xanadu'	Xanadu	1 x 1	200mm	57
RP	Rosmarinus officinalis 'Prostrate'	Prostrate Rosemary	0.6 x 1-2m	200mm	11
Rs	Rhagodia spinescens	Spiny Saltbush	1.5 x 4	200mm	23
We	Westringia eremicola	Slender Westringia	1-1.5 x 0.8- 1	200mm	47
SHRUBS					
Md	Monstera deliciosa	Swiss Cheese Plant	2 x 3	400mm	9
PALMS					
Cco	Cyathea cooperi	Tree Fern	5 x 2	200mm	4
Dan	Dicksonia antarctica	Soft Tree Fern	1.5-15 x 1-2	200mm	3
GRASSES & RUSHES					
Ca	Chrysocephalum apiculatum	Everlasting Daisy	0.3 x 0.5	200mm	1
Cc	Chenopodium curvispicatum	Cottony Saltbush	1 x 1.5	200mm	23
Dc	Dianella caerulea	Blue Flax Lily	1 x 2	200mm	152
Ac	Angophora costata	Apple Myrtle			2
FERNS & CYCADS					
Aae	Adiantum aethiopicum	Maidenhair fern	0.8 x 0.9	140mm	90
Das	Doodia aspera	Prickly Rasp Fern	0.4 x 0.6	140mm	36
GRASSES & RUSHES					
Bb	Bulbine bulbosa	Bulbine Lily	0.8 X 0.5	140mm	42
Lf	Lomandra filiformis	Mat Rush	0.5 X 0.4	140mm	300
Lm	Linum marginal	Native Flax	0.6 X 0.3	140mm	276
Ls	Lissanthe strigosa	Peach Heath	0.75 x 0.75	140mm	780
GROUNDCOVERS & CLIMBERS					
Dr	Dichondra repens	Kidney Weed	0.1 x 1-5	140mm	474
DSF	Dichondra argentea 'Silver Falls'	Silver Nickel Vine	0.1 x Spreading	140mm	66
Gh	Goodenia hederacea	Ivy Goodenia	0.8 x 1	140mm	486
Hs	Hibbertia scandens	Climbing Guinea-flower	0.5-3 x 4-5	140mm	552
Hv	Hardenbergia violacea	Native Sarsaparilla	5 X 3	140mm	752
Ma	Muehlenbeckia axillaris	Creeping Wire Vine	0.4 x Spreading	140mm	16
Mp	Myoporum parvifolium	Creeping Boobiella	0.2 x 2-3	140mm	1278
Sm	Senecio mandraliscae	Blue Chalksticks	0.6 x 0.6	140mm	54
So	Salvia officinalis	Garden Sage	0.6 x 0.9	140mm	12
Sp	Sarcozona praecox	Sarcozona	0.1-0.5 X 0.3-1	140mm	450
Vh	Viola hederacea	Native Violet	0.05-0.1 x 0.3-1	140mm	798

NOTES:

1.

ALL TREES TO COMPLY WITH AS-2303:2015 (INDIVIDUAL CERTIFICATION TO BE PROVIDED)
2.

AT TENDER, CONTRACTOR TO PROVIDE WRITTEN CONFIRMATION OF PRELIMINARY CONTRACTUAL HOLD ON ALL 200mm AND ABOVE
3.

ANY PLANT SUBSTITUTIONS TO BE APPROVED BY LANDSCAPE ARCHITECT PRIOR TO PROCUREMENT

Pty Ltd. Use only figured dimensions. Any other required dimensions are to be referred to and supplied by the landscape architect. All discrepancies to be referred to the project manager and Arcadia Design Group Pty Ltd prior to construction. Ensure compliance with the Building Code of Australia and all relevant Australian Standards and Authority requirements.

Keyplan

G	FOR SSDA	24.01.25
F	FOR TENDER	26.09.24
E	ISSUE FOR DD	25.07.24
D	DD DRAFT	27.06.24
C	SSDA DRAFT	28.02.24
B	ISSUE FOR SD	05.02.24
A	SD DRAFT	19.01.24

Revision	Revision Description	Revision Date
----------	----------------------	---------------

Project

BATHURST  
HEALTH SERVICE  
REDEVELOPMENT

Project Status

Tender

Client



Drawing No.	Drawing Name
L400	PLANTING SCHEDULE

Job No.

22.985

Issue

G

Scale

@ A1

0

1

2

3

4

5m

Sydney, Suite 70, Jones Bay Wharf, 26-32 Pirrama Road, Pyrmont NSW 2009  
e sydney@arcadiala.com.au  
t 02 8571 2900



G	FOR SSDA	24.01.21
F	FOR TENDER	26.09.21
E	ISSUE FOR DD	25.07.21
D	DD DRAFT	27.06.21
C	SSDA DRAFT	28.02.21
B	ISSUE FOR SD	05.02.21
A	SD DRAFT	19.01.21

Revision	Revision Description	Revision Date
----------	----------------------	---------------

Project

BATHURST  
HEALTH SERVICE  
REDEVELOPMENT

Project Status

Tender

Client



Drawing No.

Drawing Name

**L401**

SOFTWORKS  
PLAN - LOWER  
GROUND LEVE

Job No. \_\_\_\_\_

22.985

Issue

G

Scale

1:100 @ A1

1

**Sydney**, Suite 70, Jones Bay Wharf, 26-32 Pirrama Road, Pyrmont NSW 2009  
e [sydney@arcadiala.com.au](mailto:sydney@arcadiala.com.au)  
t 02 8571 2900

# ARCADIA

G	FOR SSDA	24.01.25
F	FOR TENDER	26.09.24
E	ISSUE FOR DD	25.07.24
D	DD DRAFT	27.06.24
C	SSDA DRAFT	28.02.24
B	ISSUE FOR SD	05.02.24
A	SD DRAFT	19.01.24

Revision Revision Description Revision Date

Project

## BATHURST HEALTH SERVICE REDEVELOPMENT

Project Status  
Tender



Drawing No. Drawing Name  
**L411** **SOFTWARES PLAN - LEVEL 1**

Job No. 22.985  
Issue G  
Scale 1:100 @ A1  
0 1 2 3 4 5m

Sydney, Suite 70, Jones Bay Wharf, 26-32 Pirrama Road, Pyrmont NSW 2009  
e sydney@arcadiala.com.au  
t 02 8571 2900

# ARCADIA



1 LEVEL 01 - MH-IPU-COURTYARD & MHDA-DROP-OFF  
L411 1:100

### Keyplan

Revision	Revision Description	Revision Date
----------	----------------------	---------------

Project

## Project Status

Tender

Client



Drawing Name

**L412**

SOFTWORKS  
PLAN - GROUND  
LEVEL

Job No

22.985

G

Issue

1:100 @ A1

Scale 

**Sydney**, Suite 70, Jones Bay Wharf, 26-32 Pirrama Road, Pyrmont NSW 2009  
e [sydney@arcadiala.com.au](mailto:sydney@arcadiala.com.au)  
t 02 8571 2900

# ARCADIA

### Keyplan

G	FOR SSDA	24.01.2017
F	FOR TENDER	26.09.2017
E	ISSUE FOR DD	25.07.2017
D	DD DRAFT	27.06.2017
C	SSDA DRAFT	28.02.2017
B	ISSUE FOR SD	05.02.2017
A	SD DRAFT	19.01.2017

Revision	Revision Description	Revision D
----------	----------------------	------------

Project

BATHURST  
HEALTH SERVICE  
REDEVELOPMENT

### Project Status

Tender

Client



Drawing No.

Drawing Name

**L413**

SOFTWORKS  
PLAN - GROUND  
LEVEL

Job No.

22.985

Issue

G

Scale

1:100 @ A1

**Sydney**, Suite 70, Jones Bay Wharf, 26-32 Pirrama Road, Pyrmont NSW 2009  
e [sydney@arcadiala.com.au](mailto:sydney@arcadiala.com.au)  
t 02 8571 2900

ARCADIA

G	FOR SSDA	24.01.25
F	FOR TENDER	26.09.24
E	ISSUE FOR DD	25.07.24
D	DD DRAFT	27.06.24
C	SSDA DRAFT	28.02.24
B	ISSUE FOR SD	05.02.24
A	SD DRAFT	19.01.24

Revision	Revision Description	Revision Date
----------	----------------------	---------------

Project

## BATHURST HEALTH SERVICE REDEVELOPMENT

Project Status  
Tender

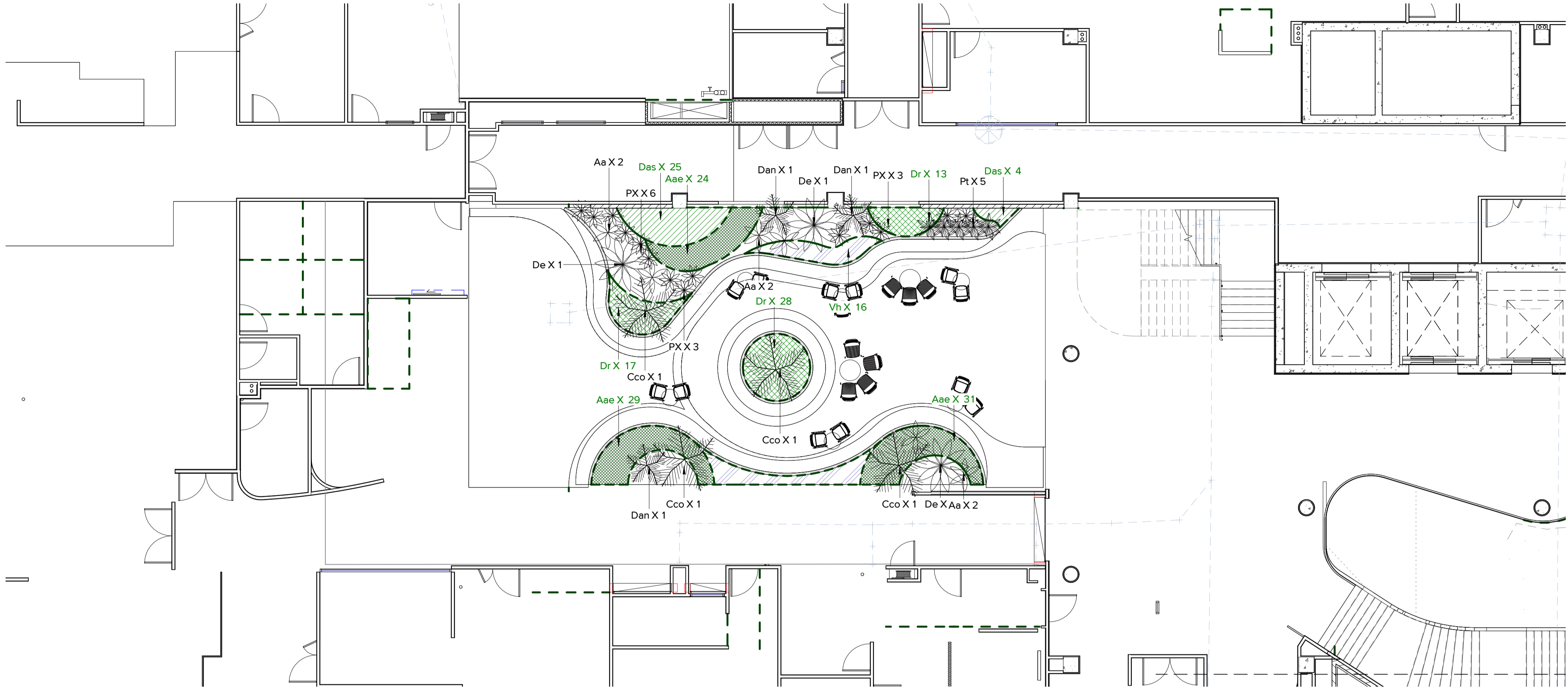


Drawing No. **L414** Drawing Name  
**SOFTWARES PLAN - GROUND LEVEL**

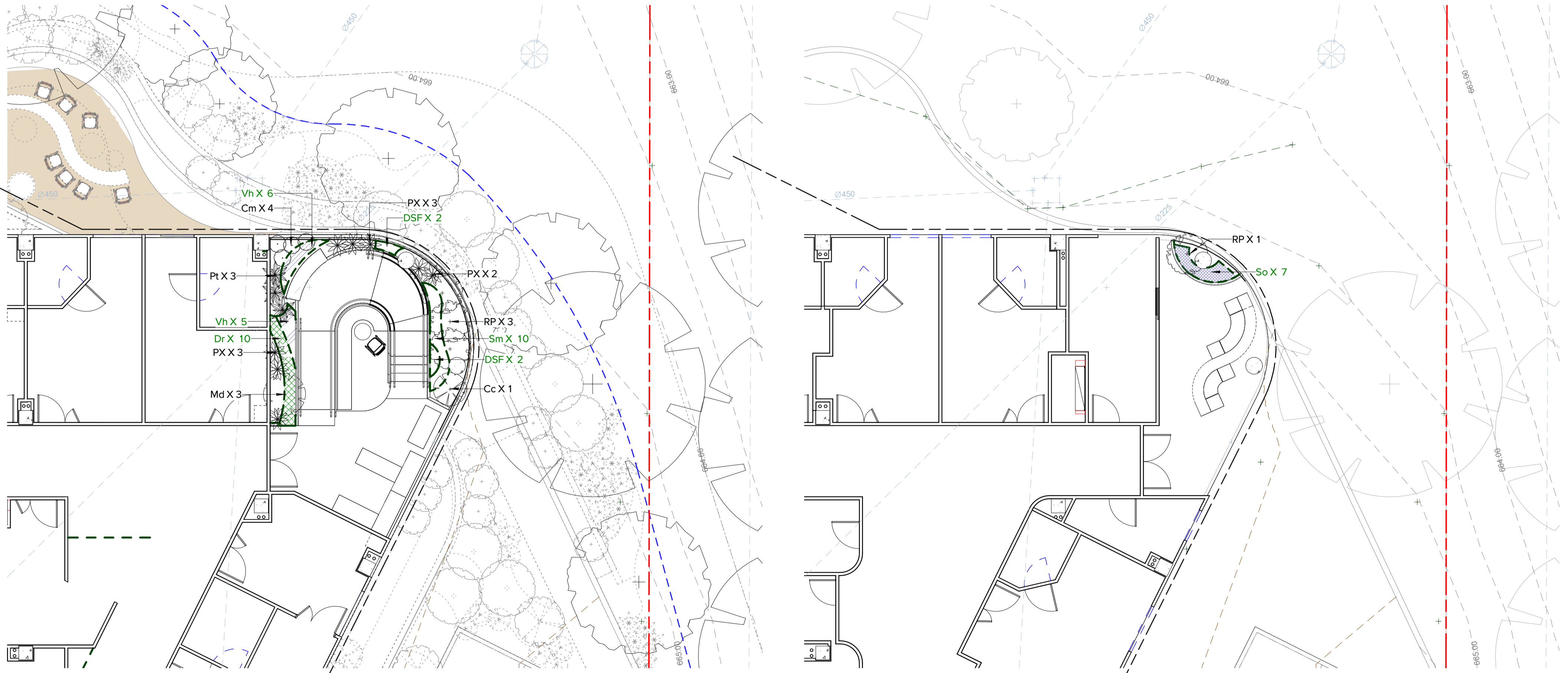
Job No. 22.985  
Issue G  
Scale 1:100 @ A1  
0 1 2 3 4 5m

Sydney, Suite 70, Jones Bay Wharf, 26-32 Pirrama Road, Pyrmont NSW 2009  
e sydney@arcadiala.com.au  
t 02 8571 2900

# ARCADIA



1 LEVEL 02 - PUBLIC COURTYARD  
L421 1:100



2 LEVEL 02 - REHABILITATION INPATIENT UNIT (IPU) - EASTERN COURTYARD  
L421 1:100

3 LEVEL 03 - PAEDIATRIC AND AMBULATORY CARE - EASTERN COURTYARD  
L421 1:100

Pty Ltd. Use only figured dimensions. Any other required dimensions are to be referred to and supplied by the landscape architect. All discrepancies to be referred to the project manager and Arcadia Design Group Pty Ltd prior to construction. Ensure compliance with the Building Code of Australia and all relevant Australian Standards and Authority requirements.

Keyplan

G	FOR SSDA	24.01.25
F	FOR TENDER	26.09.24
E	ISSUE FOR DD	25.07.24
D	DD DRAFT	27.06.24
C	SSDA DRAFT	28.02.24
B	ISSUE FOR SD	05.02.24
A	SD DRAFT	19.01.24

Revision Revision Description Revision Date

Project

## BATHURST HEALTH SERVICE REDEVELOPMENT

Project Status

Tender

Client



Drawing No.

L421

Drawing Name

SOFTWARES  
PLAN - LEVEL 2&3

Job No.

22.985

Issue

G

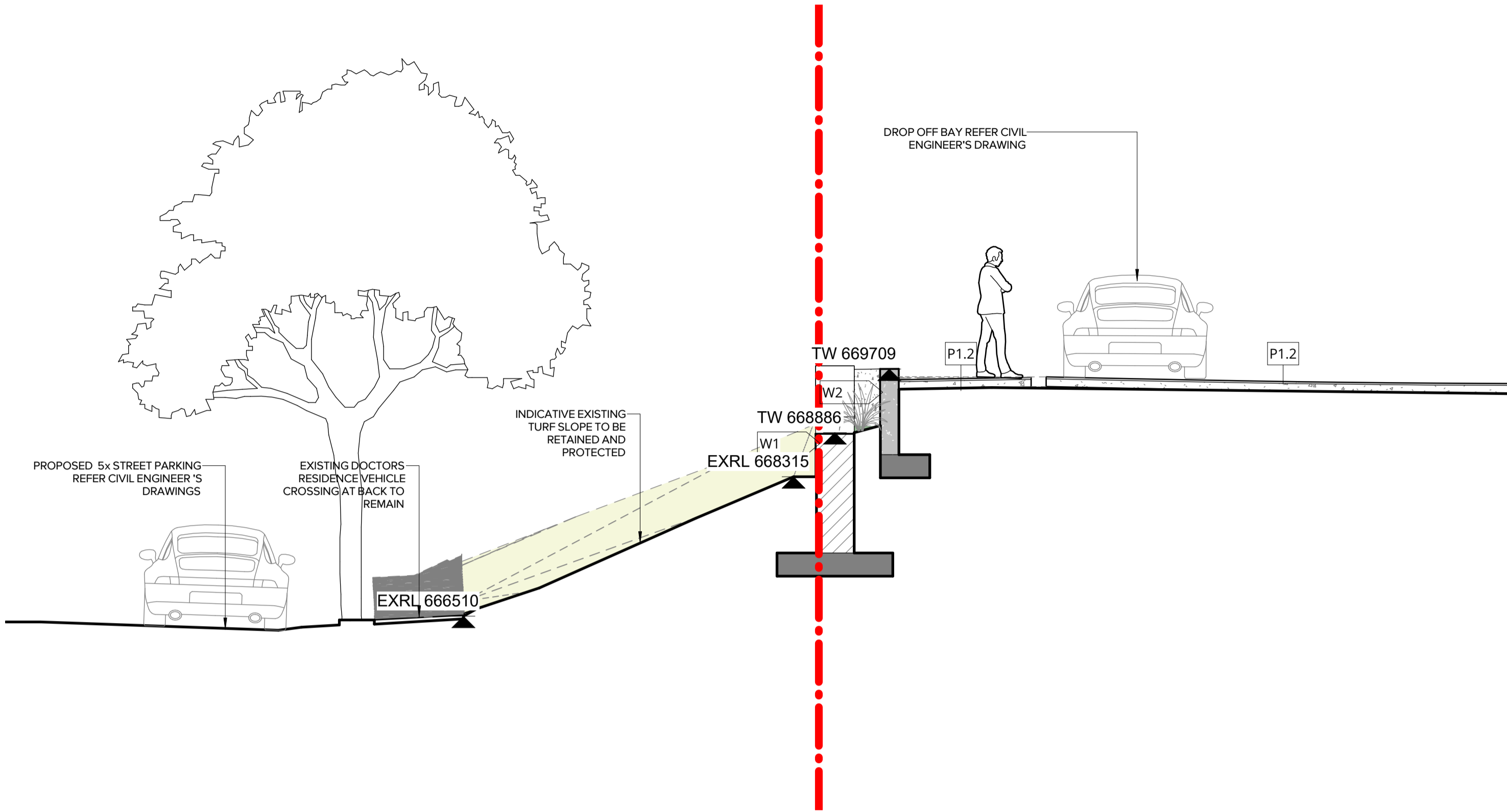
Scale

1:100 @ A1

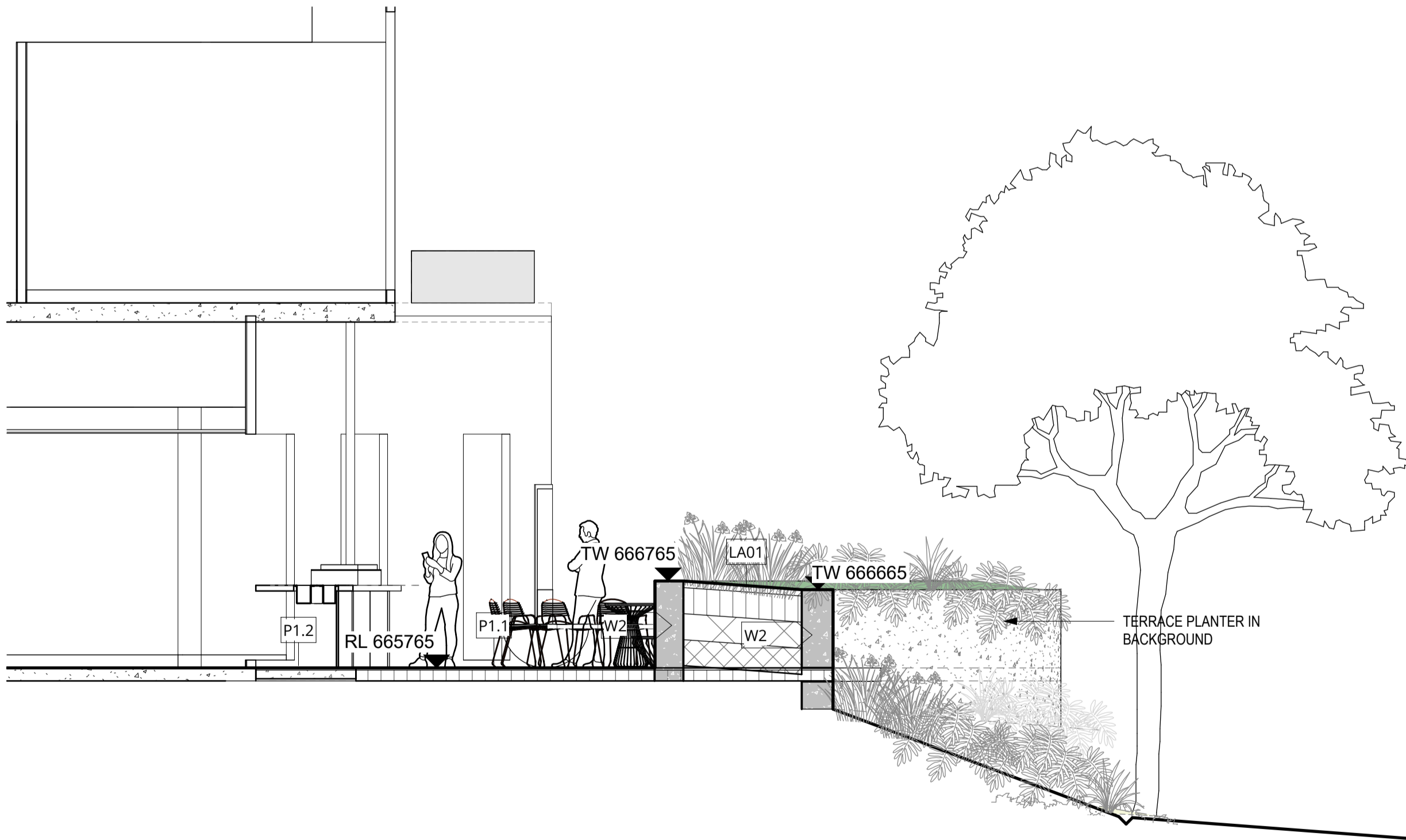
0 1 2 3 4 5m

Sydney, Suite 70, Jones Bay Wharf, 26-32 Pirrama Road, Pyrmont NSW 2009  
e sydney@arcadiala.com.au  
t 02 8571 2900

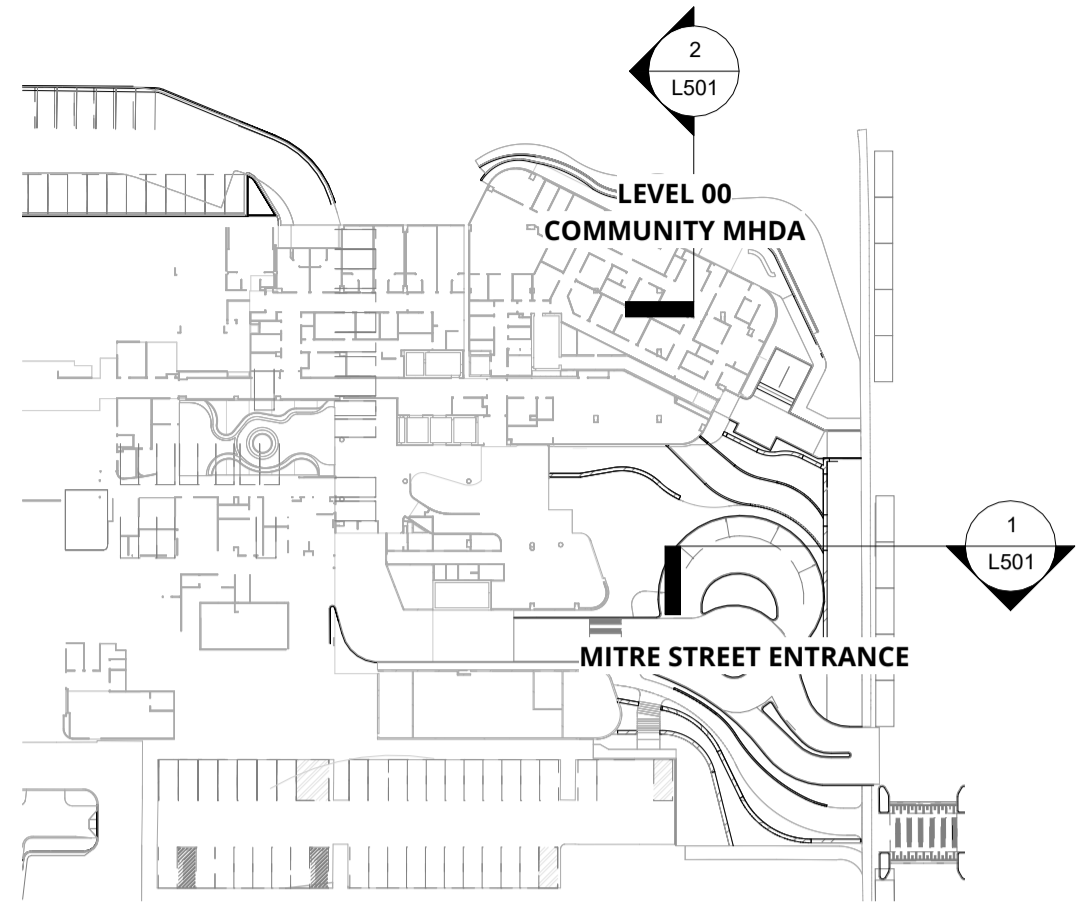
ARCADIA



1 Section 01- MITRE STREET DROPOFF  
L501 1:50



2 Sectional Elevation 02 - LEVEL 00 - MH-OPIOD-COURTYARD - EASTERN TERRACE  
L501 1:50



Pty Ltd. Use only figured dimensions. Any other required dimensions are to be referred to and supplied by the landscape architect. All discrepancies to be referred to the project manager and Arcadia Design Group Pty Ltd prior to construction. Ensure compliance with the Building Code of Australia and all relevant Australian Standards and Authority requirements.

G	FOR SSDA	24.01.25
F	FOR TENDER	26.09.24
E	ISSUE FOR DD	25.07.24
D	DD DRAFT	27.06.24

Revision Revision Description Revision Date

Project  
**BATHURST  
HEALTH SERVICE  
REDEVELOPMENT**

Project Status  
**Tender**

Client  
**NSW GOVERNMENT** | **Health Infrastructure**

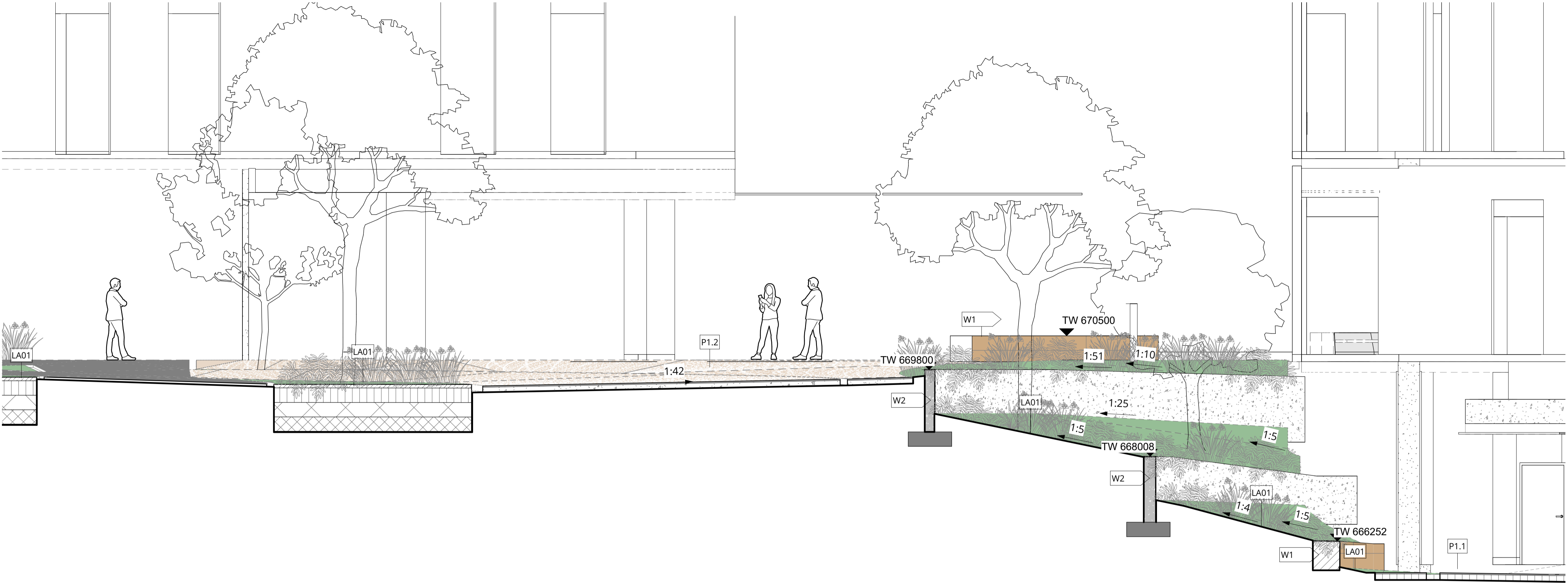
Drawing No. Drawing Name  
**L501** | **LANDSCAPE SECTIONS**

Job No. 22.985  
Issue G  
Scale As indicated @ A1  
0 1 2 3 4 5m

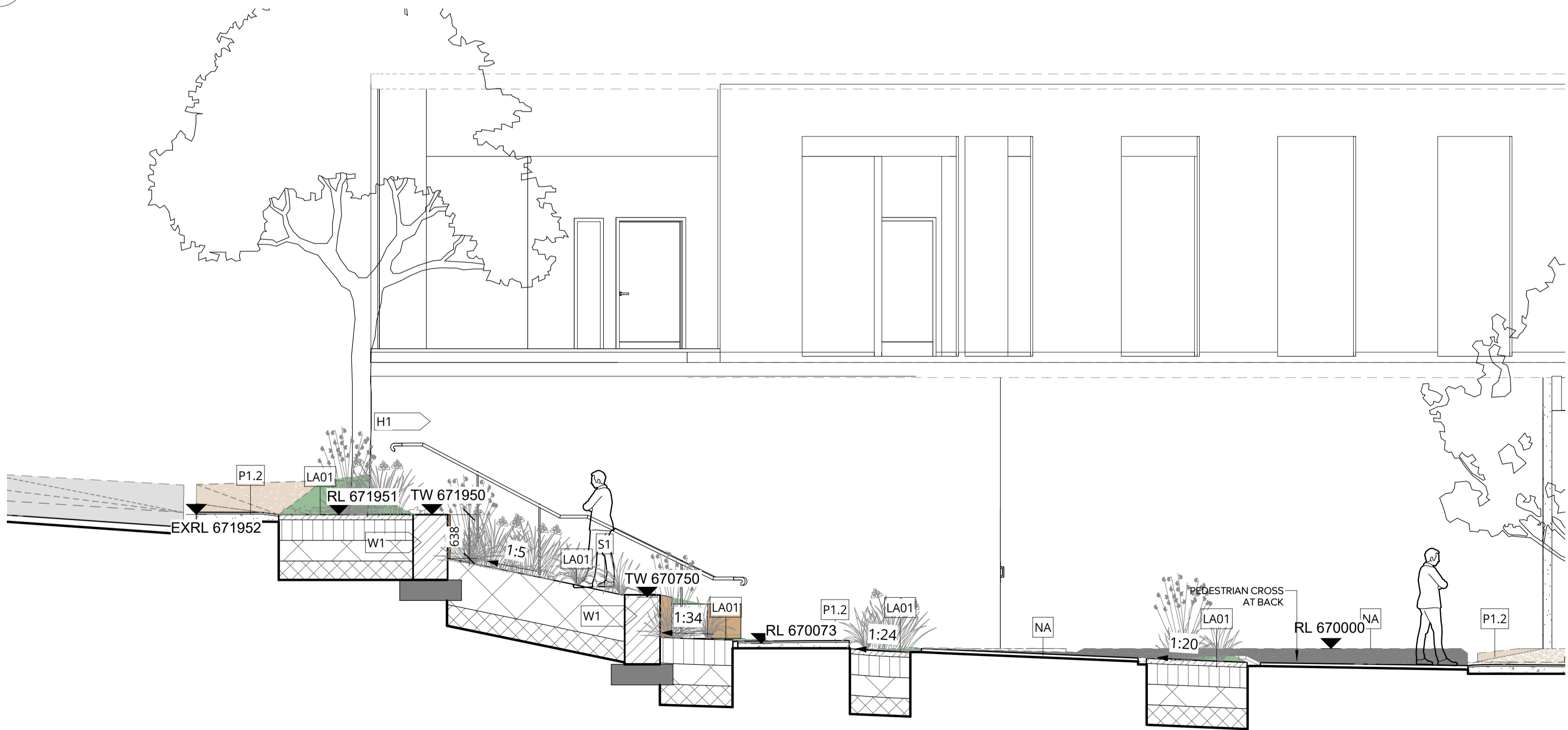
**Sydney**, Suite 70, Jones Bay Wharf, 26-32 Pirrama Road, Pyrmont NSW 2009  
e sydney@arcadiala.com.au  
t 02 8571 2900

**ARCADIA**

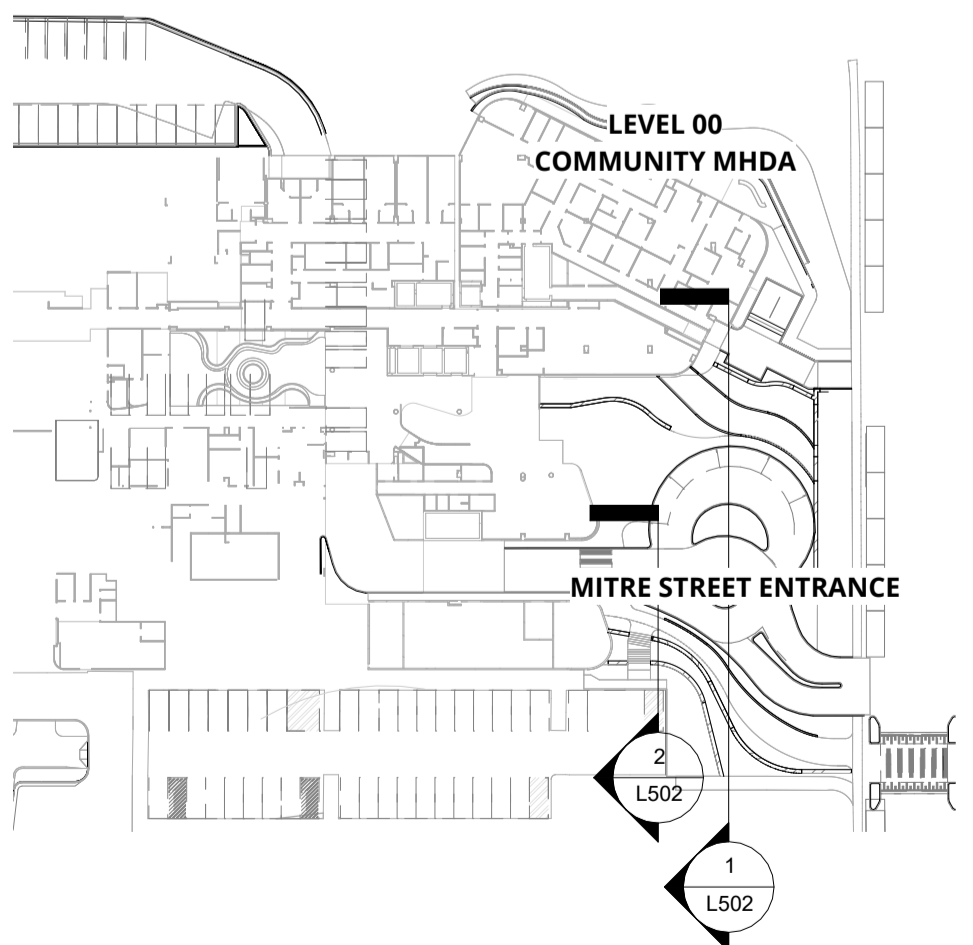
Pty Ltd. Use only figured dimensions. Any other required dimensions are to be referred to and supplied by the landscape architect. All discrepancies to be referred to the project manager and Arcadia Design Group Pty Ltd prior to construction. Ensure compliance with the Building Code of Australia and all relevant Australian Standards and Authority requirements.



1 Sectional Elevation 03 - MHDA DROP-OFF & MITRE STREET DROPOFF  
L502 1:50



2 Sectional Elevation 04 - MITRE STREET DROPOFF TO EXISTING CARPARK  
L502 1:50



G	FOR SSDA	24.01.25
F	FOR TENDER	26.09.24
E	ISSUE FOR DD	25.07.24
D	DD DRAFT	27.06.24

Revision Revision Description Revision Date

Project  
**BATHURST  
HEALTH SERVICE  
REDEVELOPMENT**

Project Status  
**Tender**

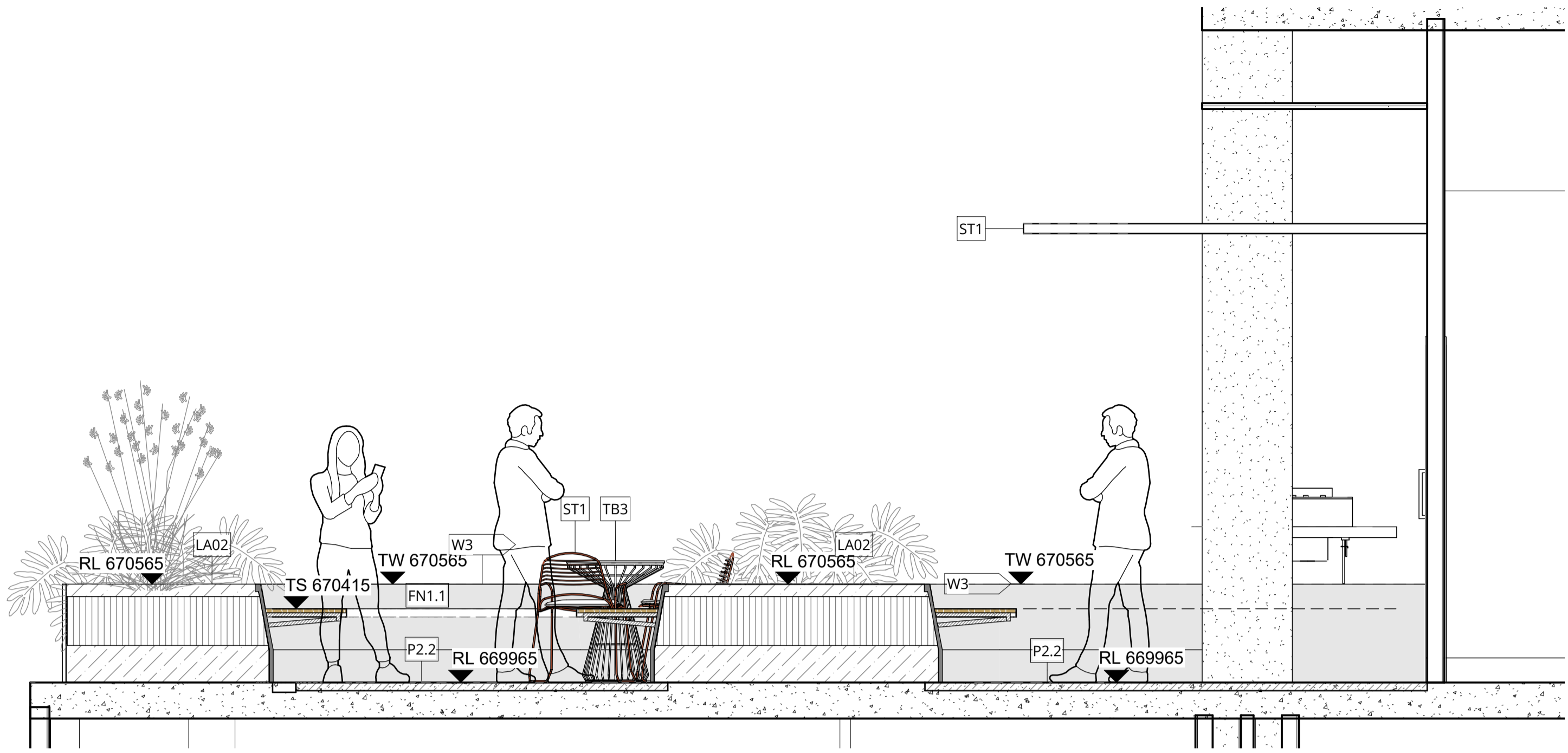
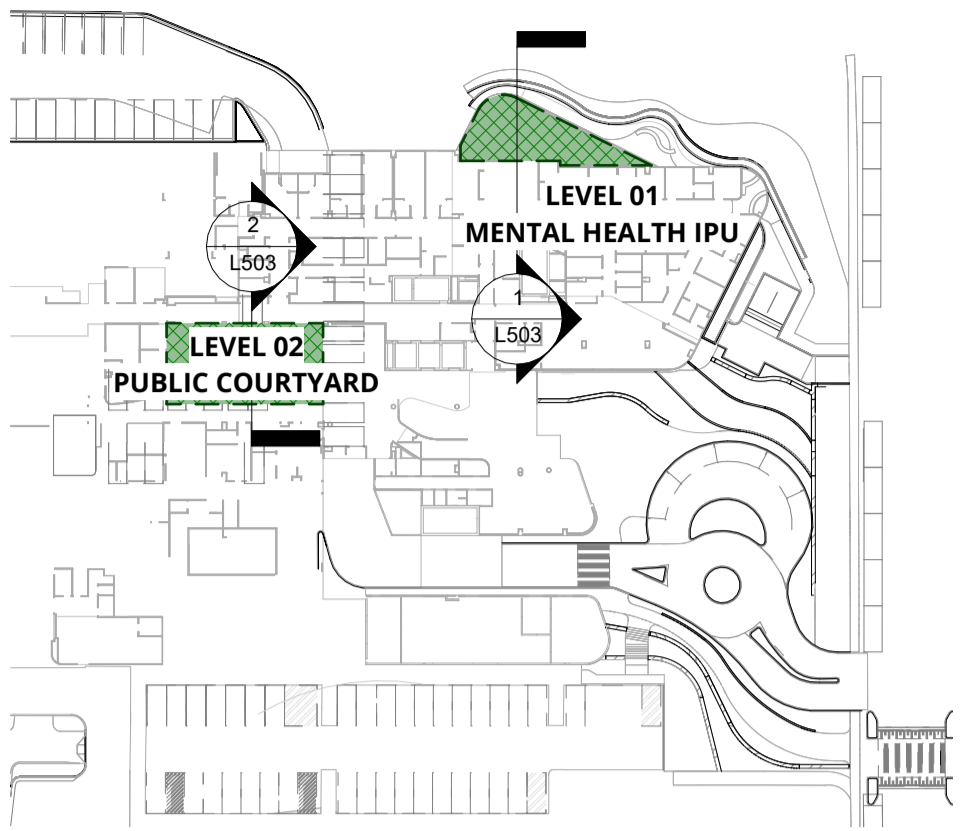
Client  
**NSW  
GOVERNMENT** **Health  
Infrastructure**

Drawing No. Drawing Name  
**L502** **LANDSCAPE  
SECTIONS**

Job No. 22.985  
Issue G  
Scale As indicated @ A1  
0 1 2 3 4 5m

Sydney, Suite 70, Jones Bay  
Wharf, 26-32 Pirrama Road,  
Pyrmont NSW 2009  
e sydney@arcadiala.com.au  
t 02 8571 2900

**ARCADIA**



1 Sectional Elevation 05 - LEVEL 00 - MH-IPU-COURTYARD - NORTH-EASTERN TERRACE  
L503 1:25



2 Sectional Elevation 06 - LEVEL 02 - PUBLIC COURTYARD  
L503 1:25

G	FOR SSDA	24.01.25
F	FOR TENDER	26.09.24
E	ISSUE FOR DD	25.07.24
D	DD DRAFT	27.06.24

Revision Revision Description Revision Date

Project  
**BATHURST  
HEALTH SERVICE  
REDEVELOPMENT**

Project Status  
**Tender**

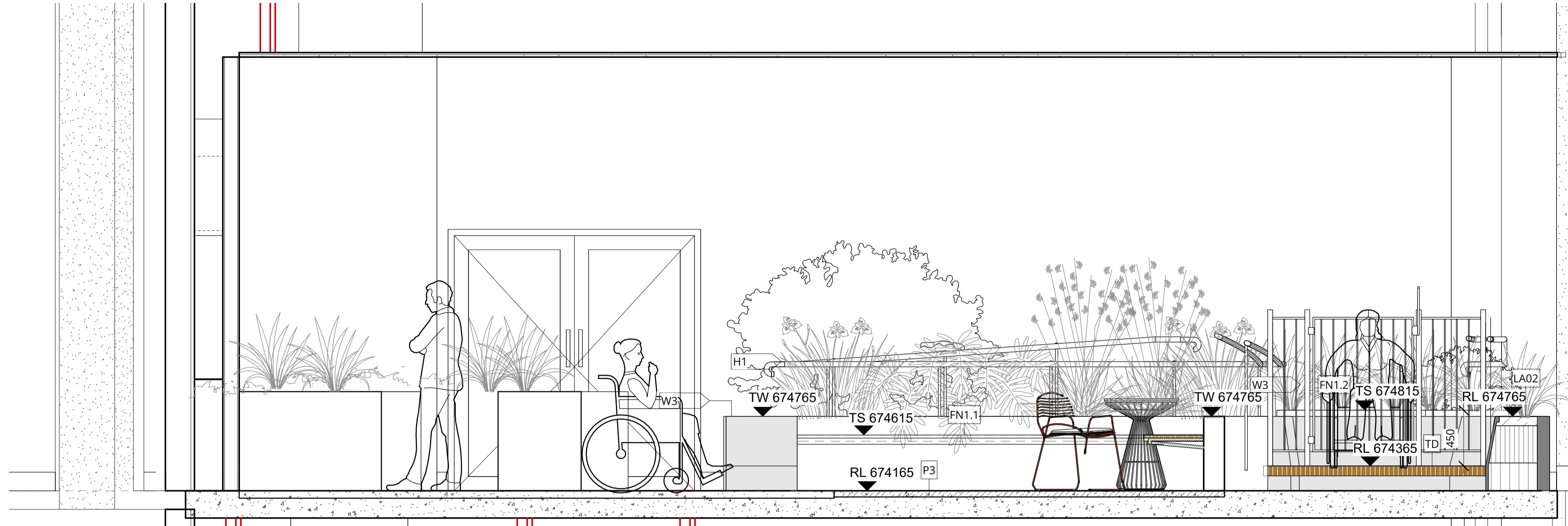
Client  
**NSW  
GOVERNMENT** **Health  
Infrastructure**

Drawing No. **L503** Drawing Name  
**LANDSCAPE  
SECTIONS**

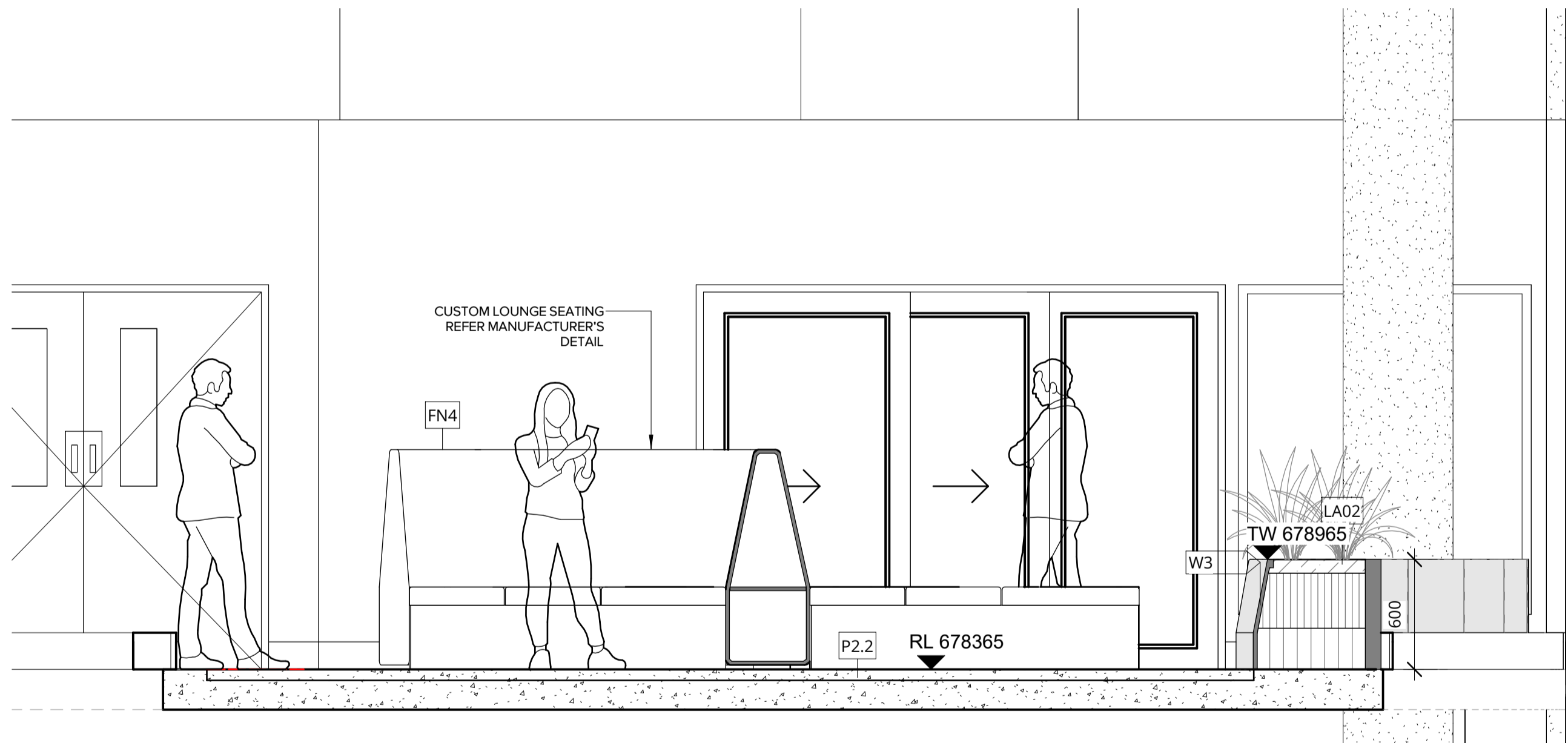
Job No. 22.985  
Issue G  
Scale As indicated @ A1  
0 1 2 3 4 5m

Sydney, Suite 70, Jones Bay  
Wharf, 26-32 Pirrama Road,  
Pyrmont NSW 2009  
e sydney@arcadiala.com.au  
t 02 8571 2900

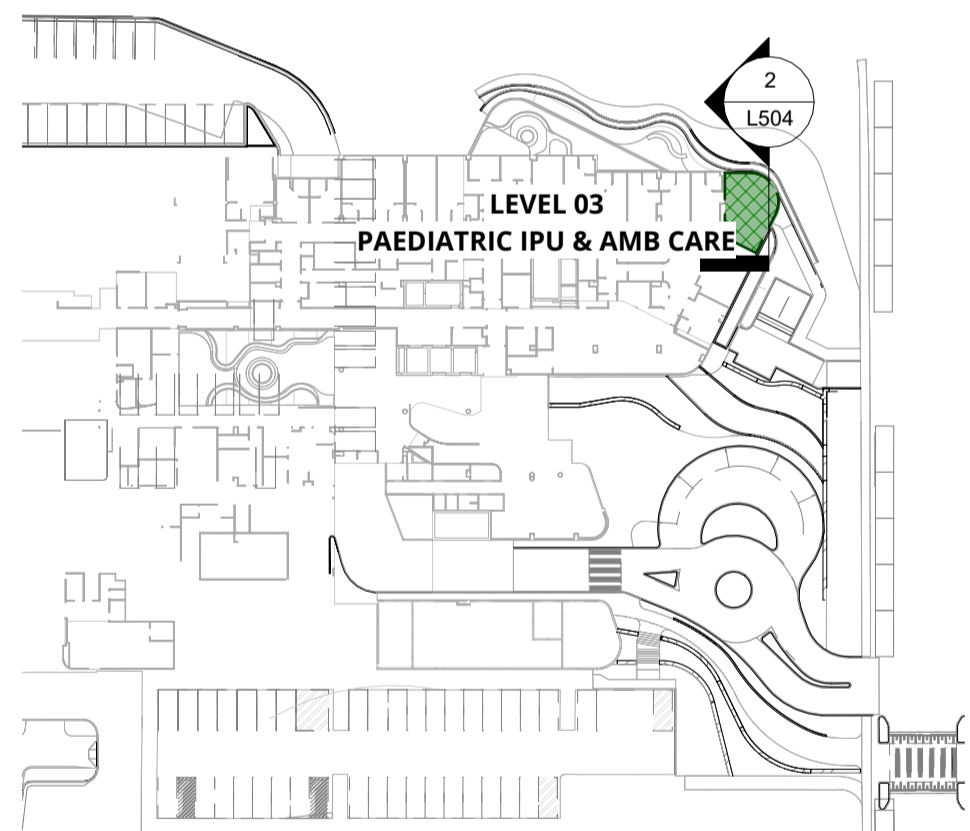
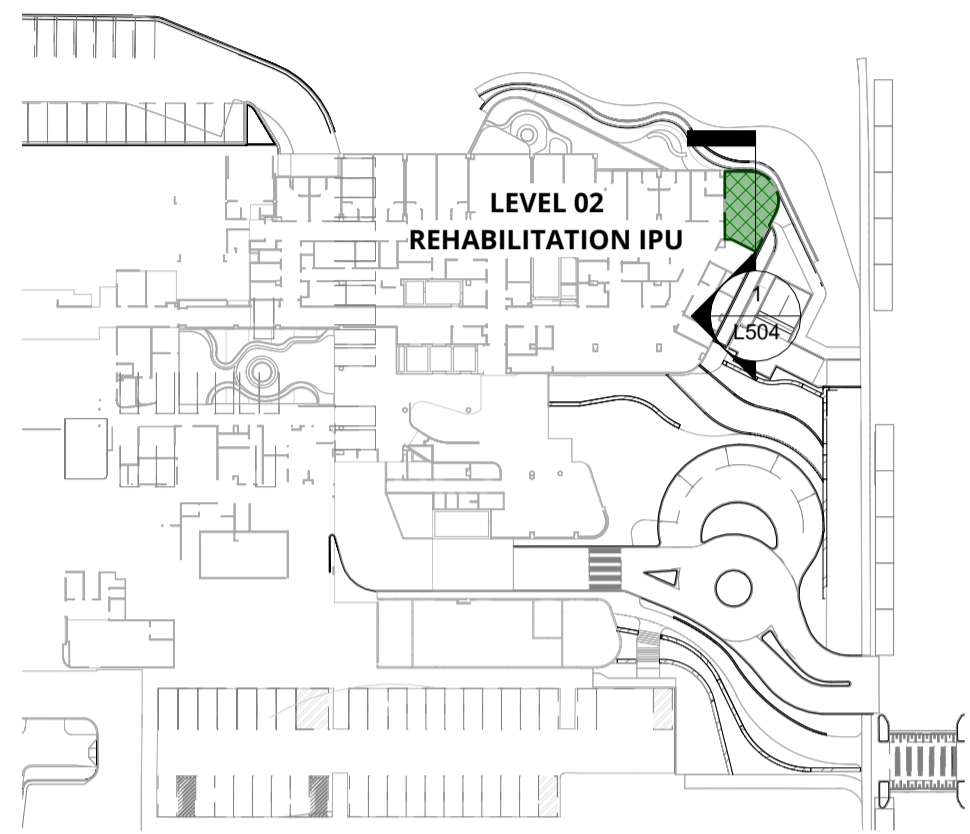
**ARCADIA**



1 Sectional Elevation 07 - LEVEL 02 - REHABILITATION INPATIENT UNIT (IPU) - EASTERN COURTYARD  
L504 1:25



2 Sectional Elevation 08 - LEVEL 03 - PAEDIATRIC AND AMBULATORY CARE - EASTERN COURTYARD  
L504 1:25



G	FOR SSDA	24.01.25
F	FOR TENDER	26.09.24
E	ISSUE FOR DD	25.07.24
D	DD DRAFT	27.06.24

Revision	Revision Description	Revision Date
----------	----------------------	---------------

Project  
**BATHURST HEALTH SERVICE REDEVELOPMENT**

Project Status  
**Tender**

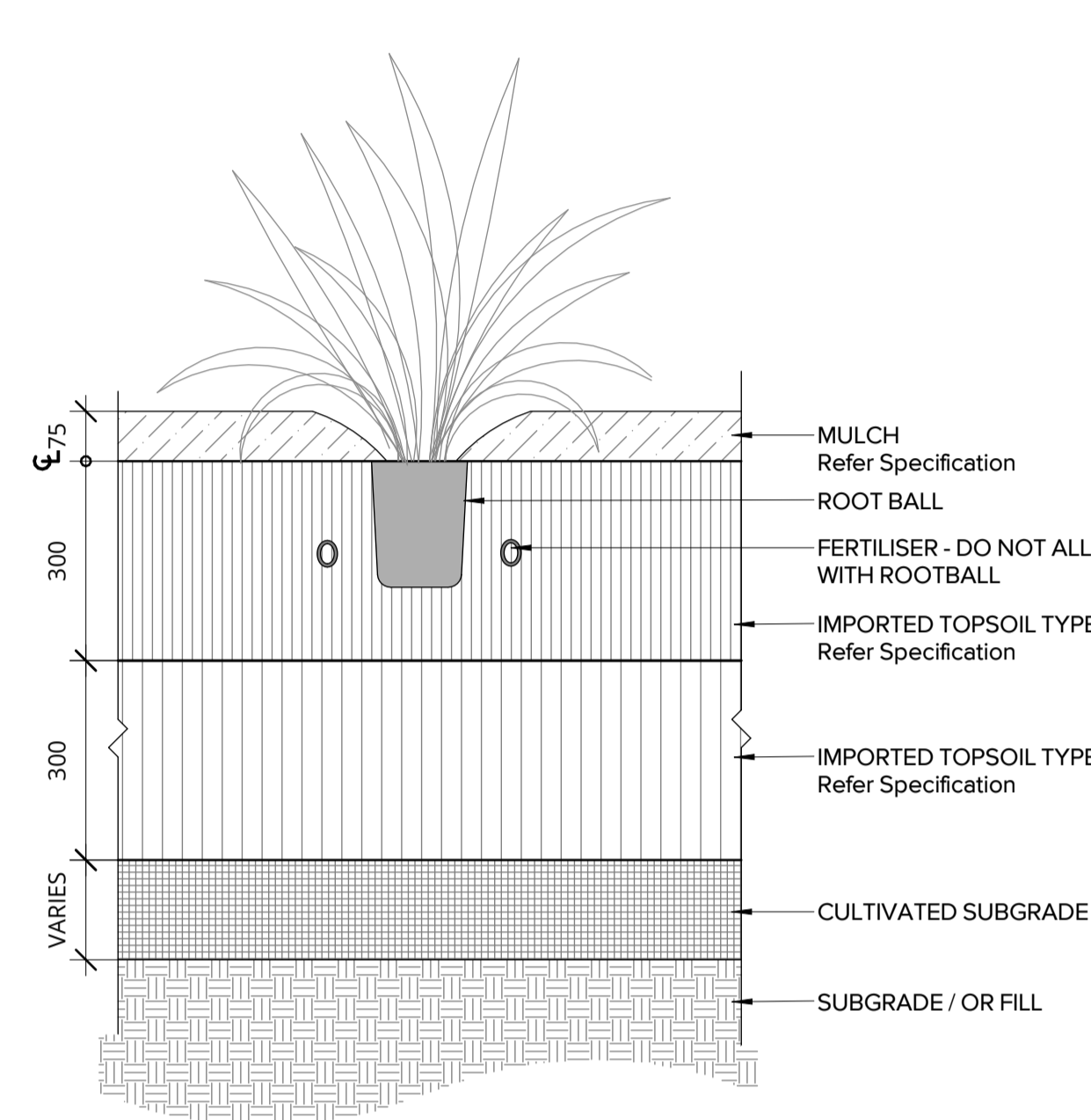


Drawing No. **L504**  
Drawing Name  
**LANDSCAPE SECTIONS**

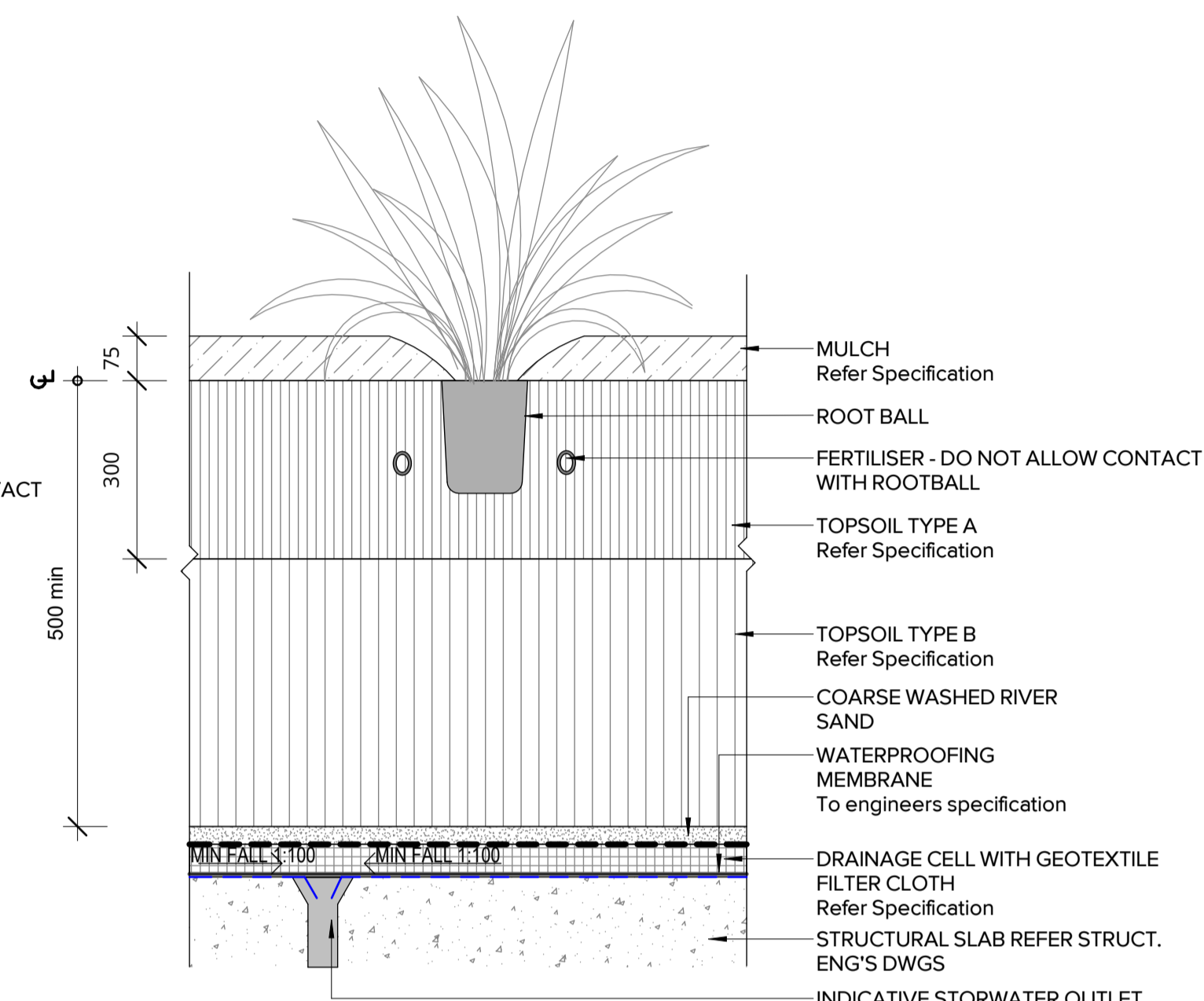
Job No.	22.985
Issue	G
Scale	As indicated @ A1

Sydney, Suite 70, Jones Bay Wharf, 26-32 Pirrama Road, Pyrmont NSW 2009  
e sydney@arcadiala.com.au  
t 02 8571 2900

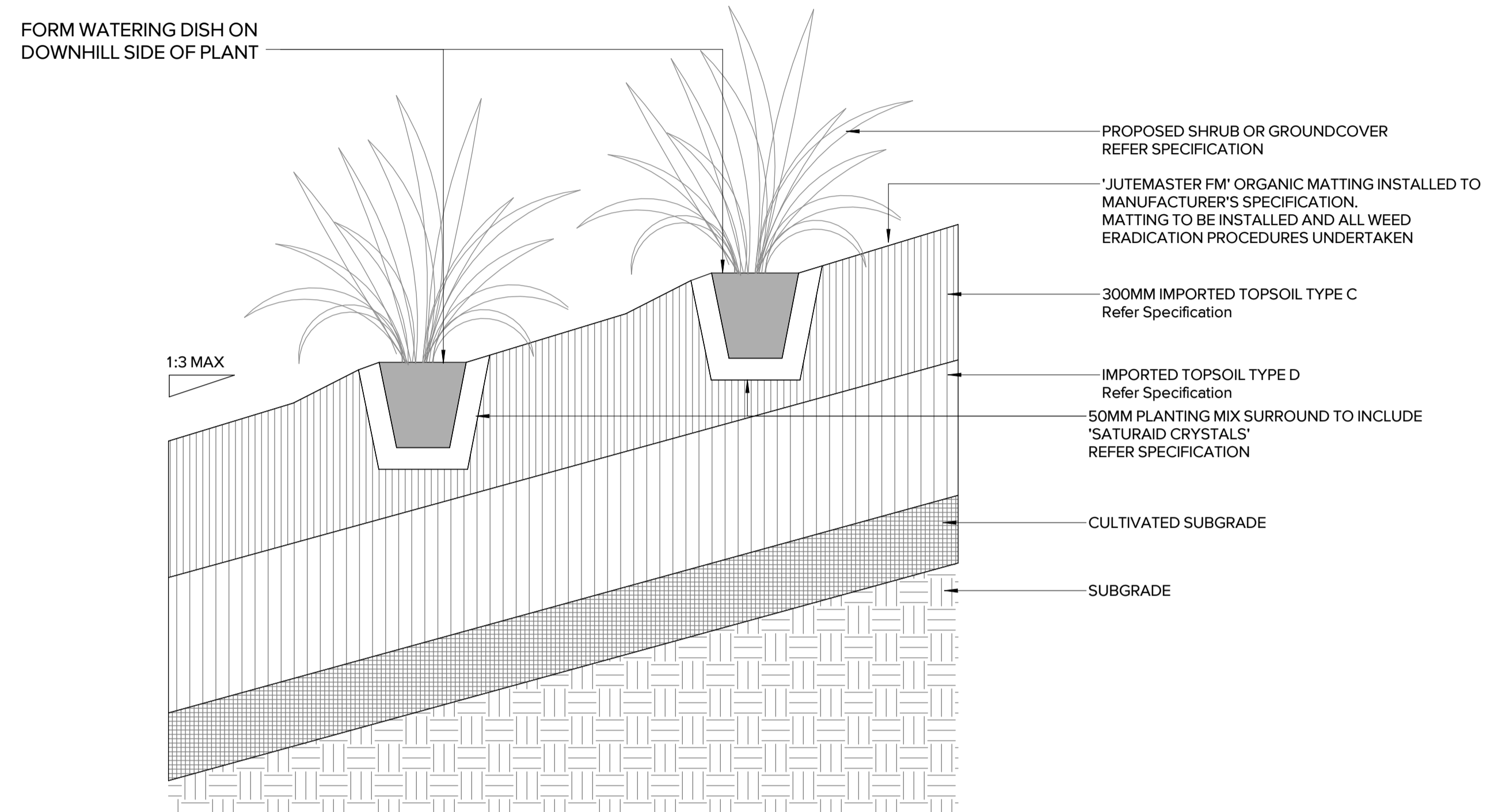
**ARCADIA**



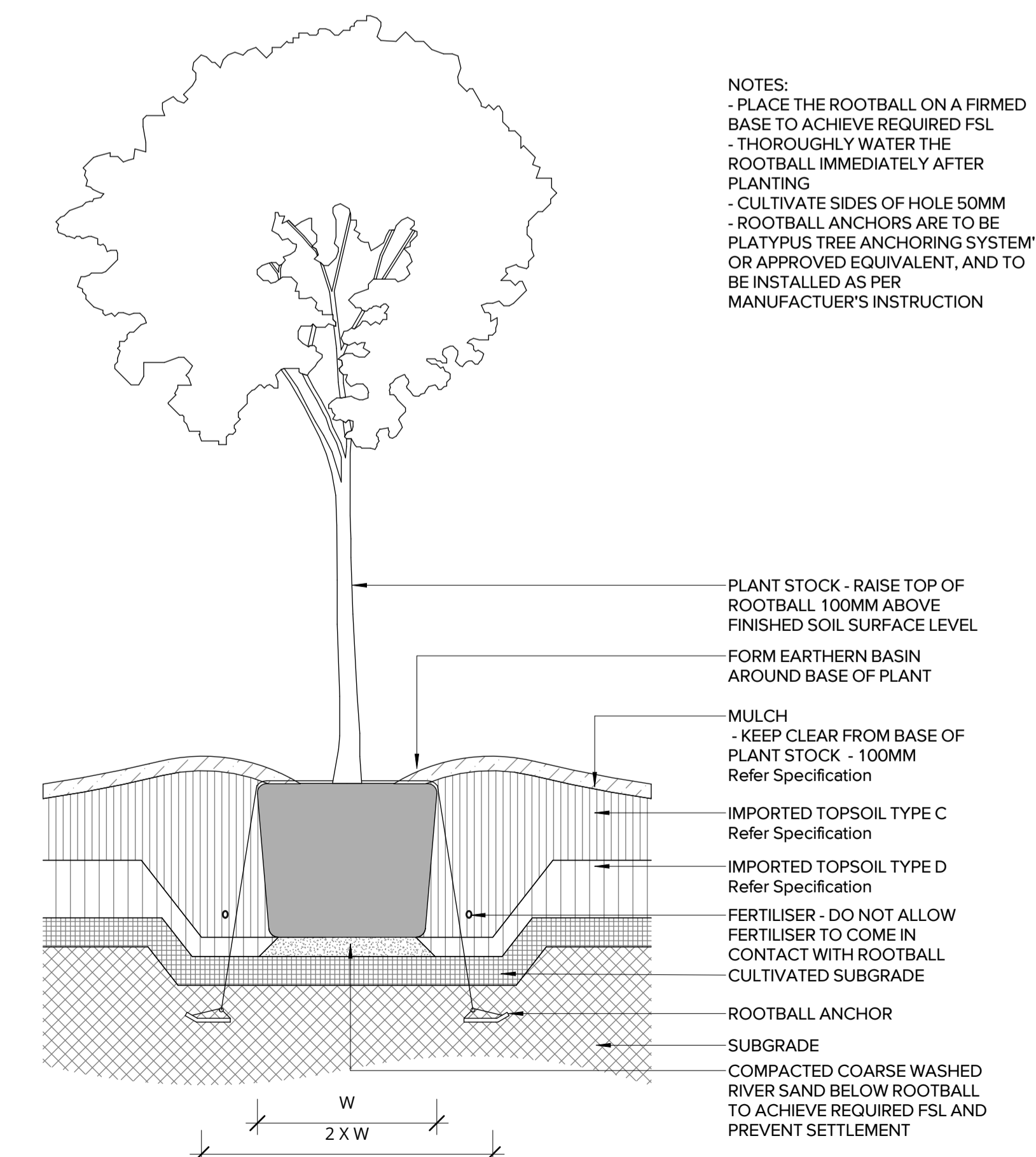
1 LA01\_PLANTING ON GRADE  
L610 1:10



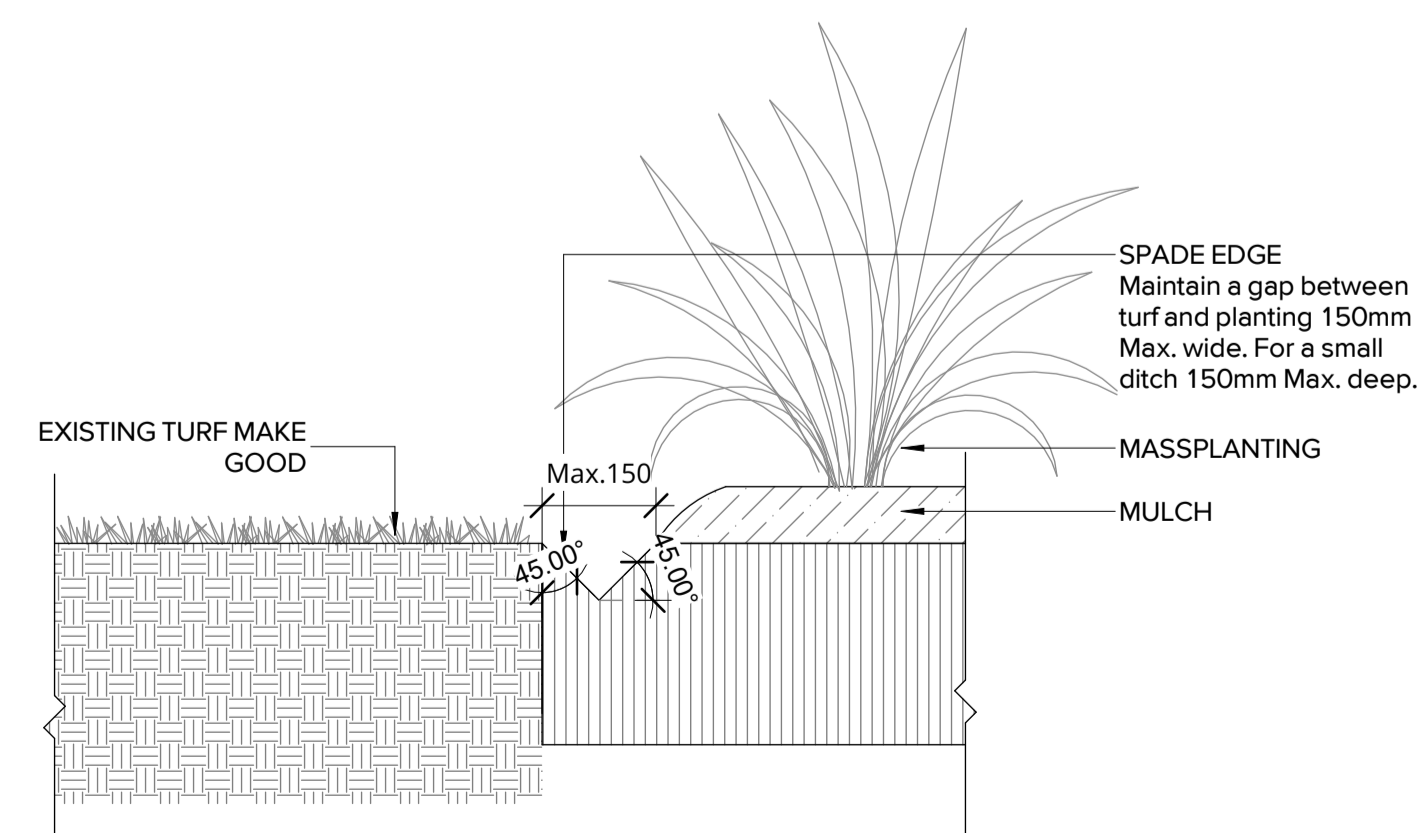
2 LA02\_PLANTING ON SLAB  
L610 1:10



3 LA01\_PLANTING ON BATTER  
L610 1:10



4 TREE ON GRADE



5 E1\_SPADE EDGE  
L610 1:10

G	FOR SSDA	24.01.25
F	FOR TENDER	26.09.24
E	ISSUE FOR DD	25.07.24
D	DD DRAFT	27.06.24
C	SSDA DRAFT	28.02.24
B	ISSUE FOR SD	05.02.24
A	SD DRAFT	19.01.24

Revision	Revision Description	Revision Date
----------	----------------------	---------------

Project  
**BATHURST  
HEALTH SERVICE  
REDEVELOPMENT**

Project Status  
Tender

Client

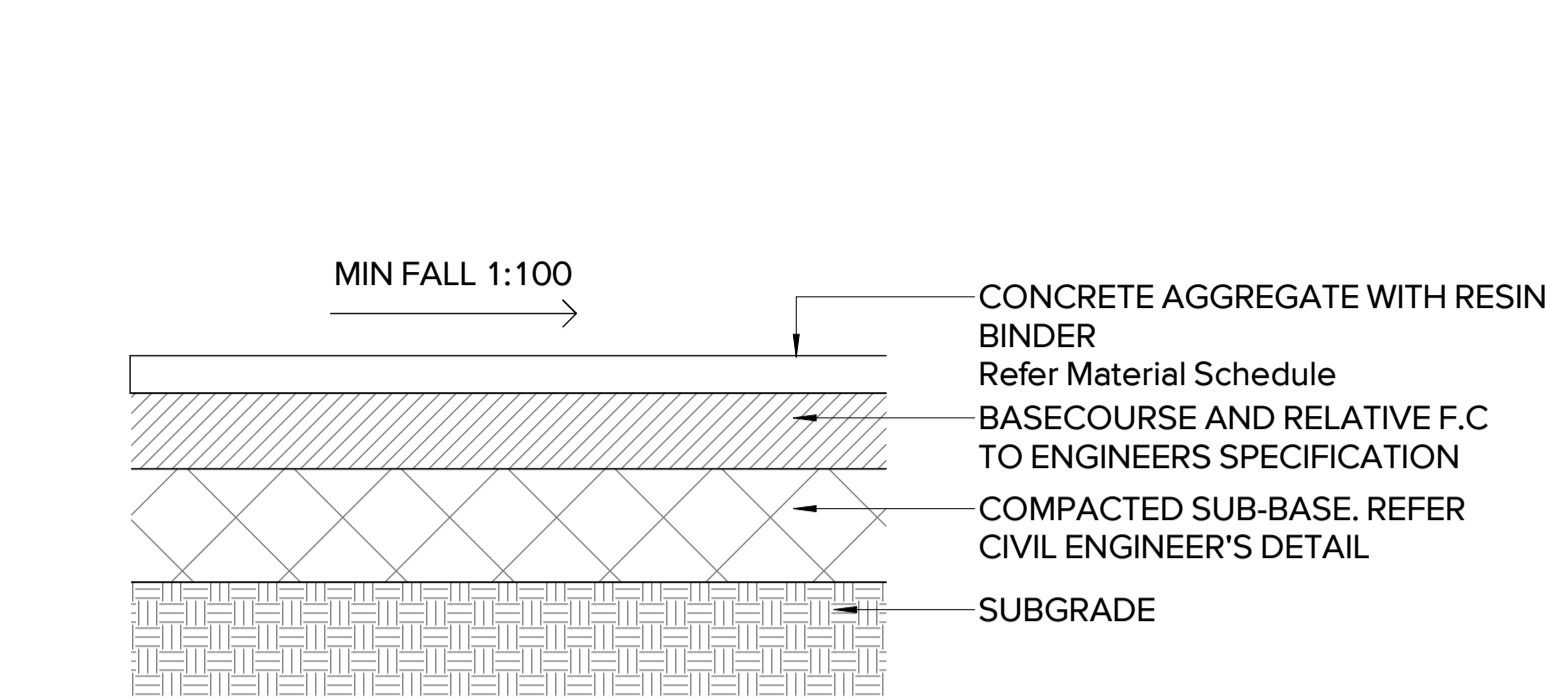
The logo for the NSW Government Health Infrastructure client. It features a red stylized flower or leaf emblem above the text "NSW GOVERNMENT" in blue, followed by "Health Infrastructure" in a larger blue font, separated by a vertical line.

Drawing No.	Drawing Name
<b>L610</b>	LANDSCAPE DETAILS - SOFTWARES

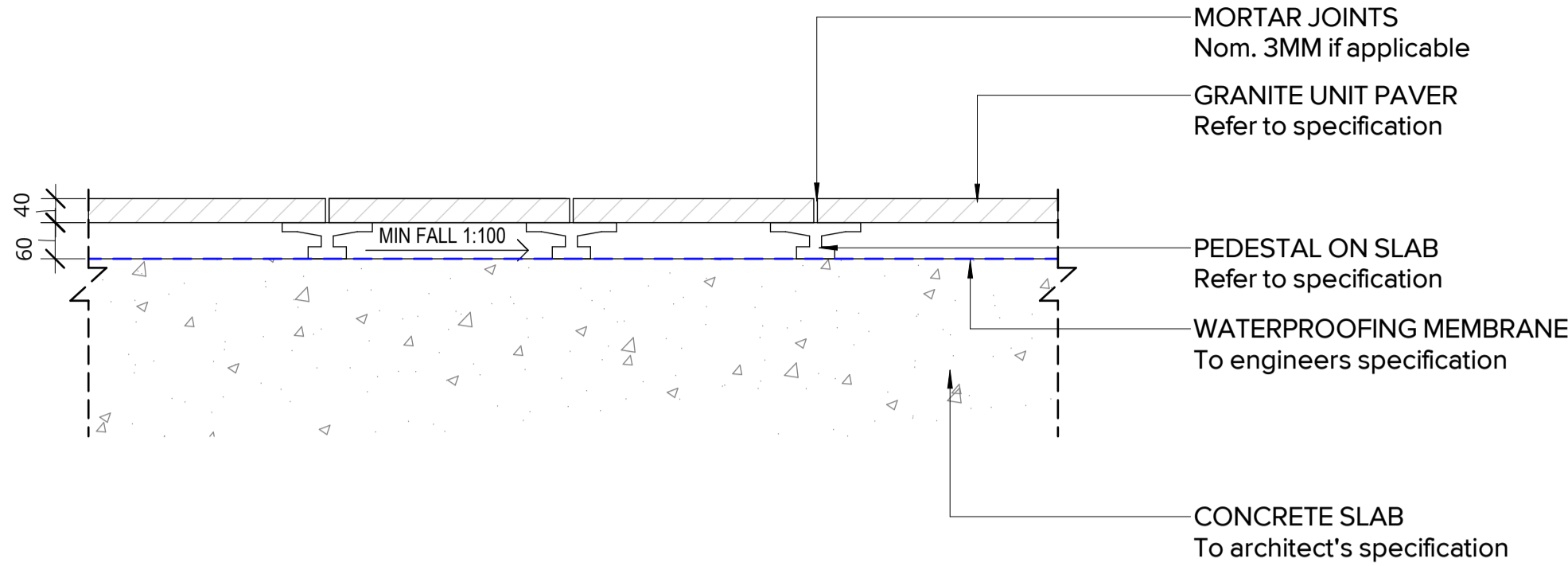
Job No. 22.985  
Issue G  
As indicated @ A1  
Scale  
0 1 2 3 4 5m

**Sydney**, Suite 70, Jones Bay Wharf, 26-32 Pirrama Road, Pyrmont NSW 2009  
e [sydney@arcadiala.com.au](mailto:sydney@arcadiala.com.au)  
t 02 8571 2900

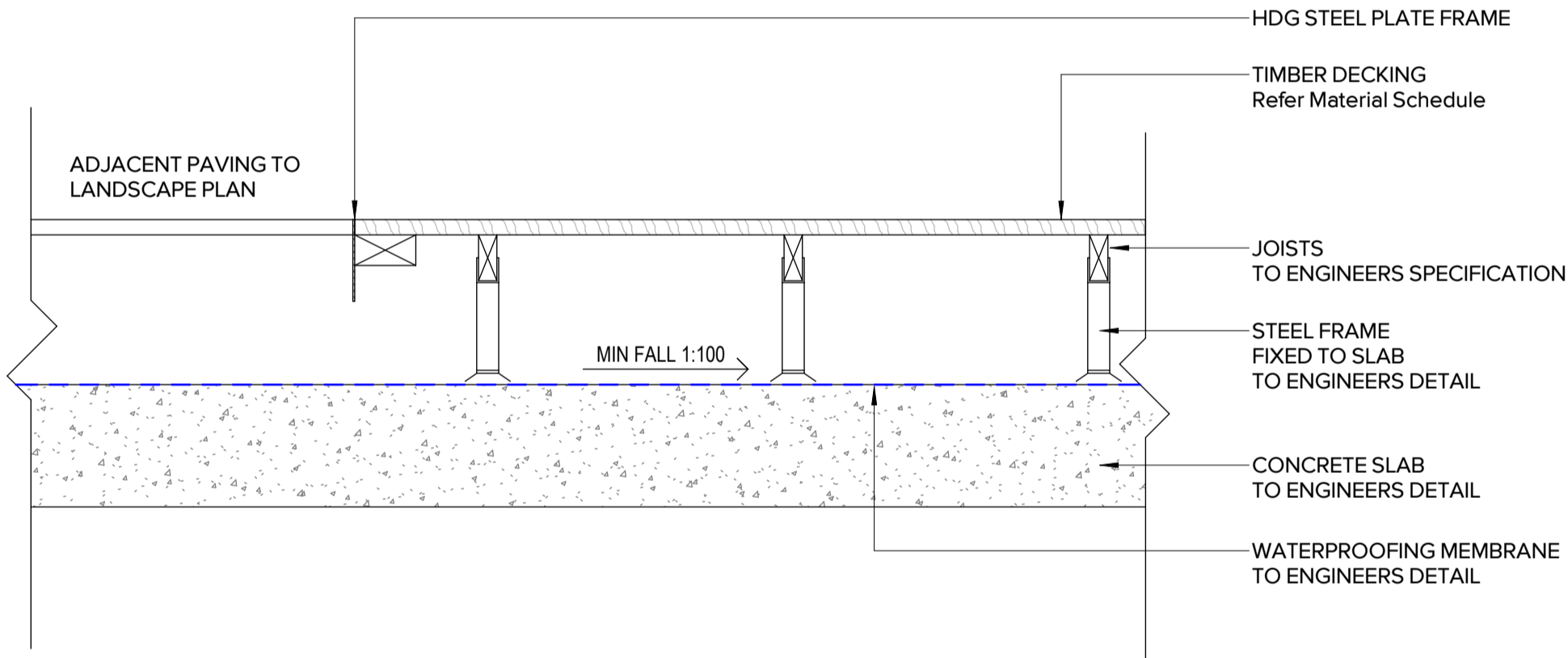
# ARCADIA



1 P1 CONCRETE AGGREGATE  
L620 1:10



2 P2 UNIT PAVER ON PEDESTAL  
L620 1:10



3 TD TIMBER DECKING ON STEEL FRAME  
L620 1:10

Pty Ltd. Use only figured dimensions. Any other required dimensions are to be referred to and supplied by the landscape architect. All discrepancies to be referred to the project manager and Arcadia Design Group Pty Ltd prior to construction. Ensure compliance with the Building Code of Australia and all relevant Australian Standards and Authority requirements.

G	FOR SSDA	24.01.25
F	FOR TENDER	26.09.24
E	ISSUE FOR DD	25.07.24
D	DD DRAFT	27.06.24
C	SSDA DRAFT	28.02.24
B	ISSUE FOR SD	05.02.24
A	SD DRAFT	19.01.24

Revision Revision Description Revision Date

Project  
**BATHURST  
HEALTH SERVICE  
REDEVELOPMENT**

Project Status  
**Tender**

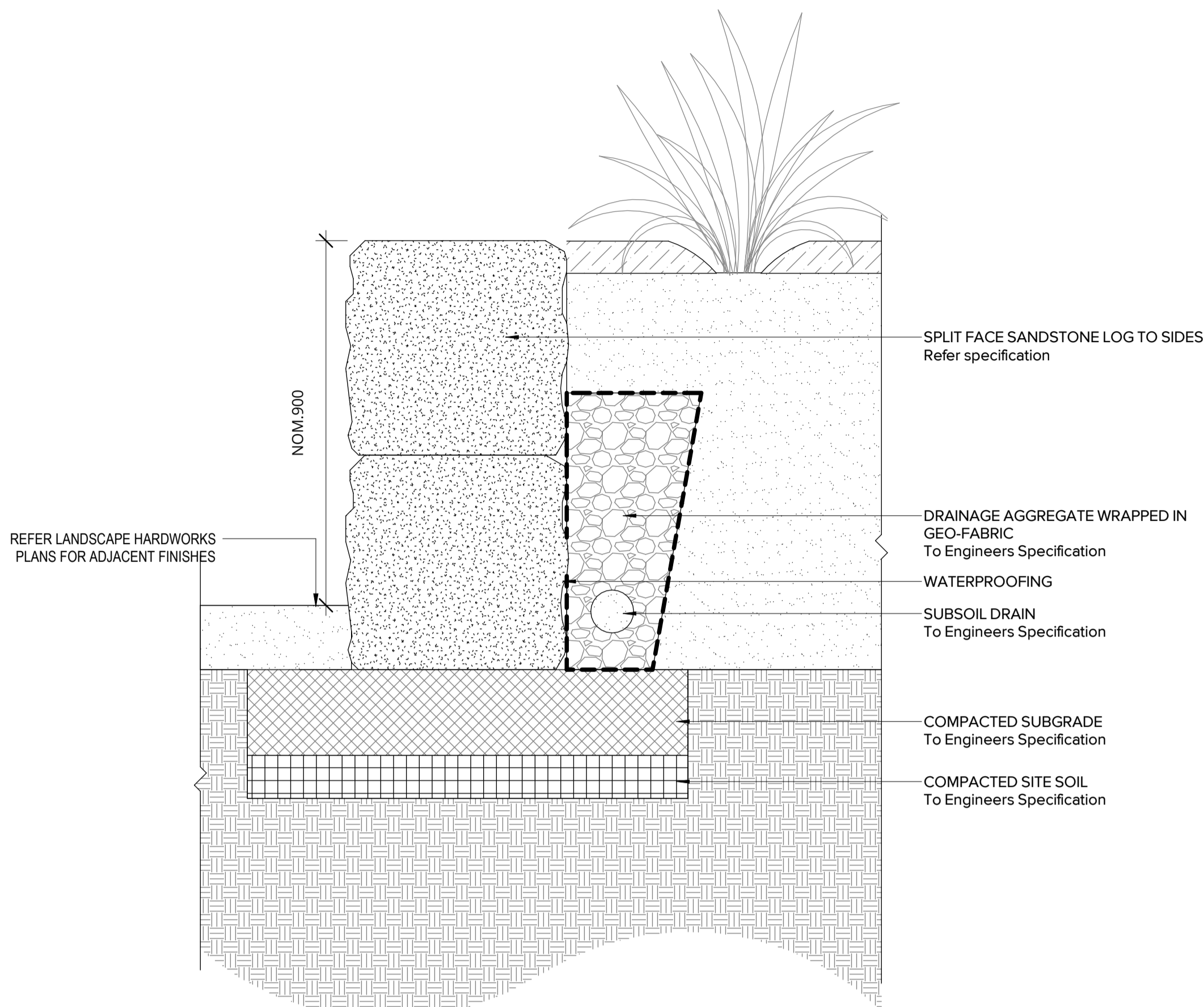
Client  


Drawing No. Drawing Name  
**L620 LANDSCAPE  
DETAILS - PAVING**

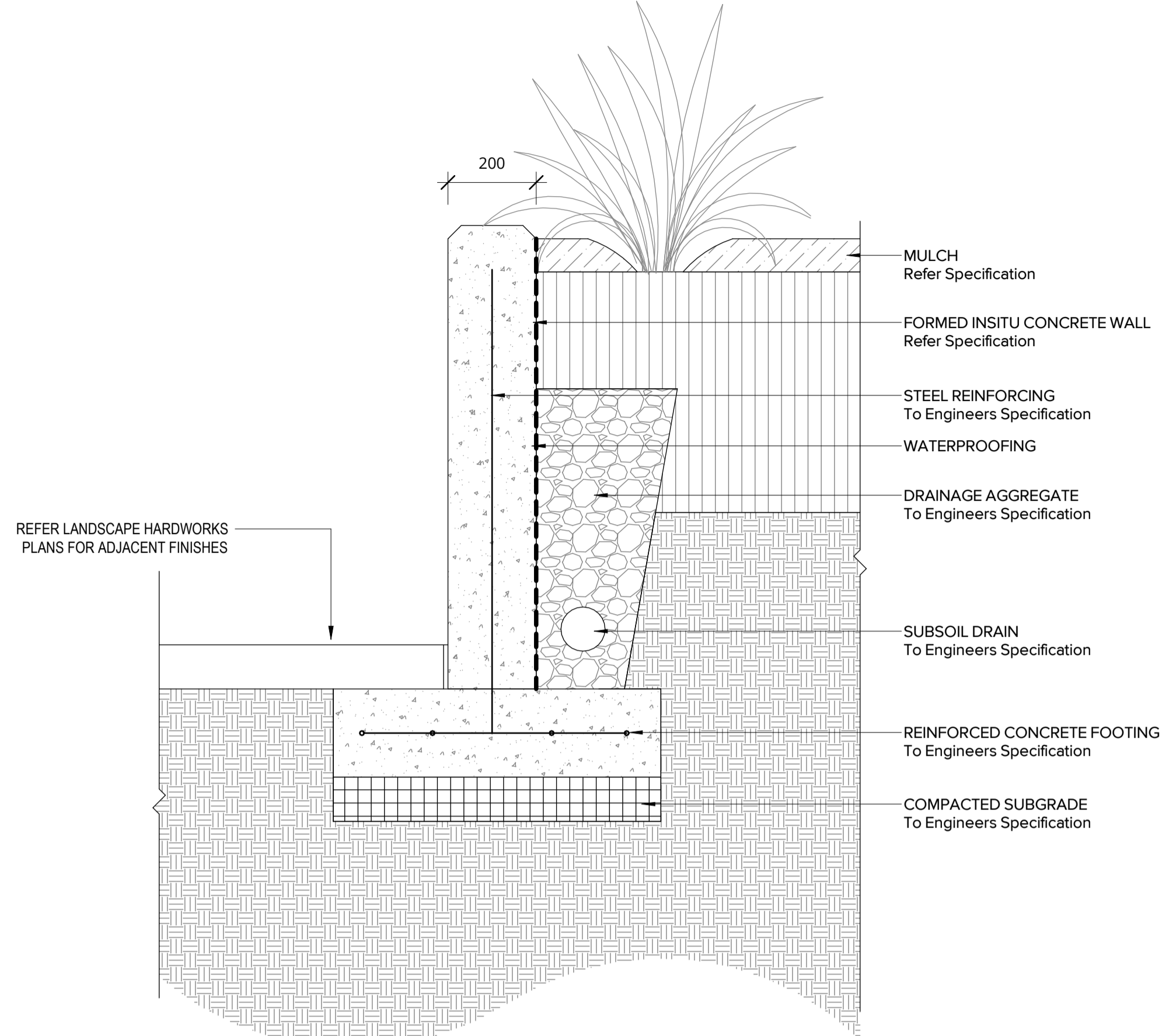
Job No. 22.985  
Issue G  
Scale 1:10 @ A1  
0 1 2 3 4 5m

**Sydney**, Suite 70, Jones Bay Wharf, 26-32 Pirrama Road, Pyrmont NSW 2009  
e sydney@arcadiala.com.au  
t 02 8571 2900

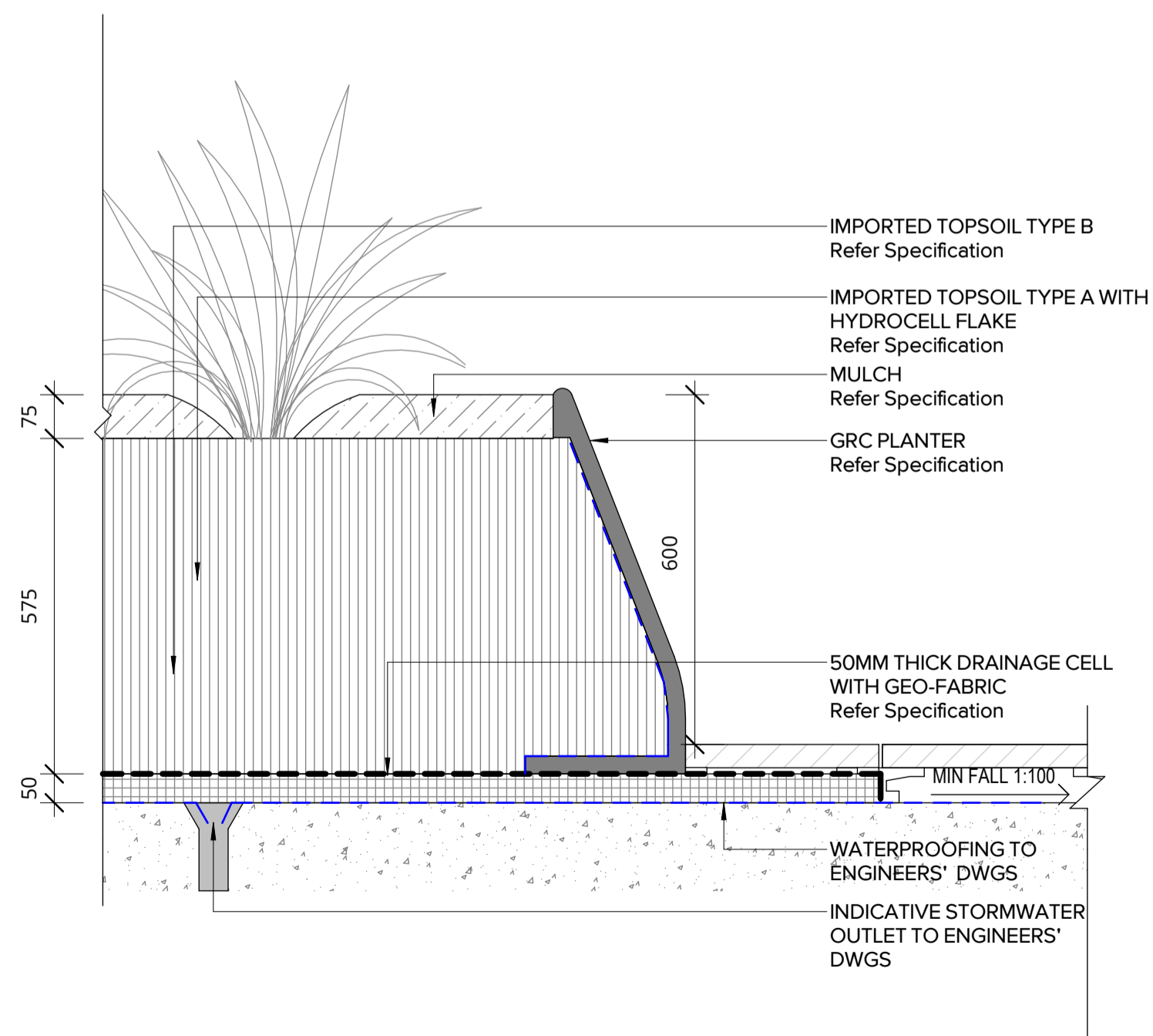
**ARCADIA**



**1 W1 SANDSTONE LOG WALL**  
L630 1:10



**2 W2 RETAINING WALL**  
L630 1:10



**3 W3 GRC PLANTER WALL**  
L630 1:10

Pty Ltd. Use only figured dimensions. Any other required dimensions are to be referred to and supplied by the landscape architect. All discrepancies to be referred to the project manager and Arcadia Design Group Pty Ltd prior to construction. Ensure compliance with the Building Code of Australia and all relevant Australian Standards and Authority requirements.

G	FOR SSDA	24.01.25
F	FOR TENDER	26.09.24
E	ISSUE FOR DD	25.07.24
D	DD DRAFT	27.06.24
C	SSDA DRAFT	28.02.24
B	ISSUE FOR SD	05.02.24
A	SD DRAFT	19.01.24

Revision Revision Description Revision Date

Project  
**BATHURST  
HEALTH SERVICE  
REDEVELOPMENT**

Project Status  
**Tender**

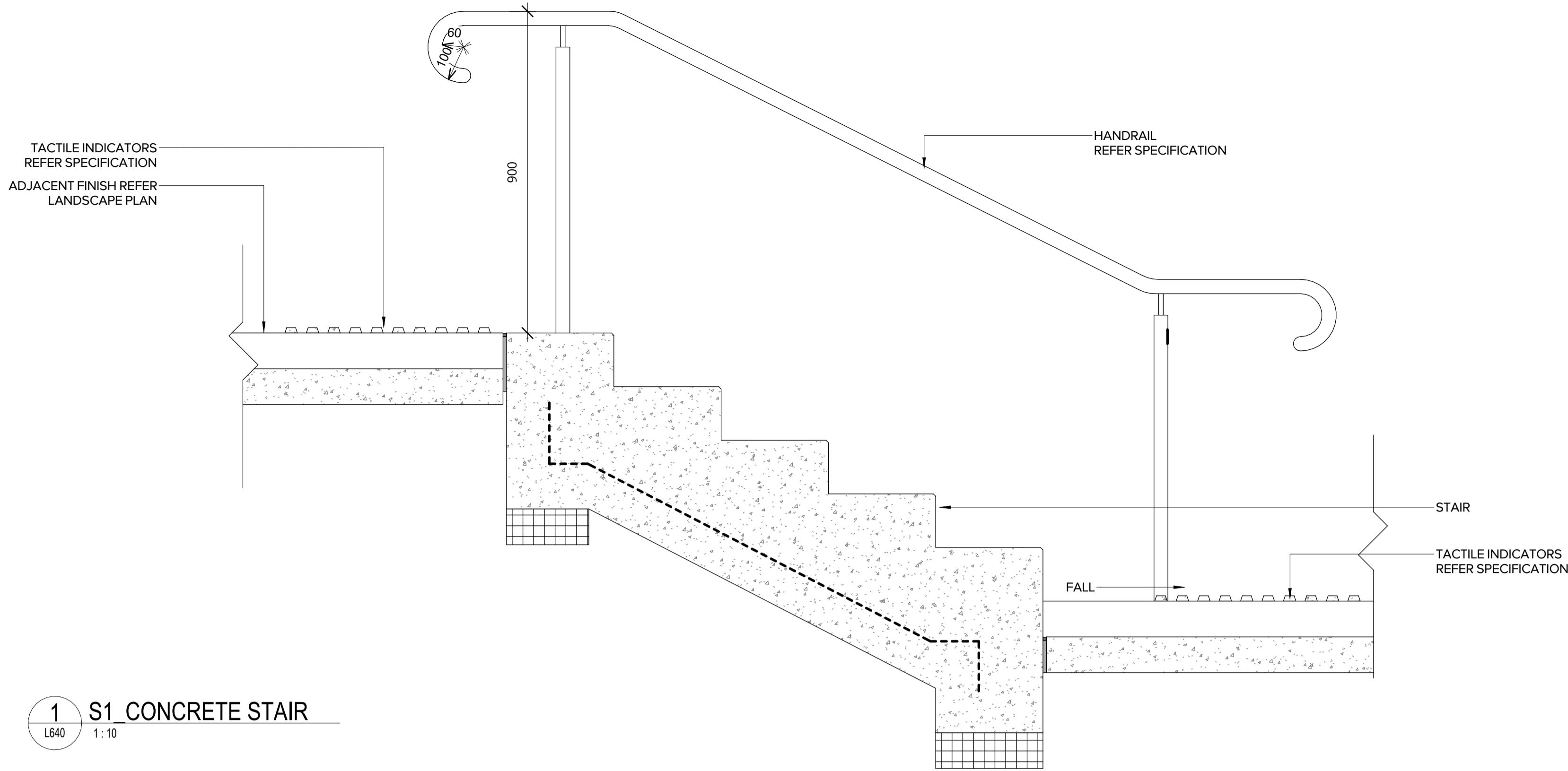
Client  
**NSW  
GOVERNMENT** | **Health  
Infrastructure**

Drawing No. **L630** Drawing Name  
**LANDSCAPE  
DETAILS - WALLS**

Job No. 22.985  
Issue G  
Scale 1:10 @ A1  
0 1 2 3 4 5m

**Sydney**, Suite 70, Jones Bay Wharf, 26-32 Pirrama Road, Pyrmont NSW 2009  
e sydney@arcadiala.com.au  
t 02 8571 2900

**ARCADIA**



1 S1 CONCRETE STAIR  
L640 1:10

Pty Ltd. Use only figured dimensions. Any other required dimensions are to be referred to and supplied by the landscape architect. All discrepancies to be referred to the project manager and Arcadia Design Group Pty Ltd prior to construction. Ensure compliance with the Building Code of Australia and all relevant Australian Standards and Authority requirements.

G	FOR SSDA	24.01.25
F	FOR TENDER	26.09.24
E	ISSUE FOR DD	25.07.24
D	DD DRAFT	27.06.24
C	SSDA DRAFT	28.02.24
B	ISSUE FOR SD	05.02.24
A	SD DRAFT	19.01.24

Revision Revision Description Revision Date

Project  
**BATHURST  
HEALTH SERVICE  
REDEVELOPMENT**

Project Status  
**Tender**

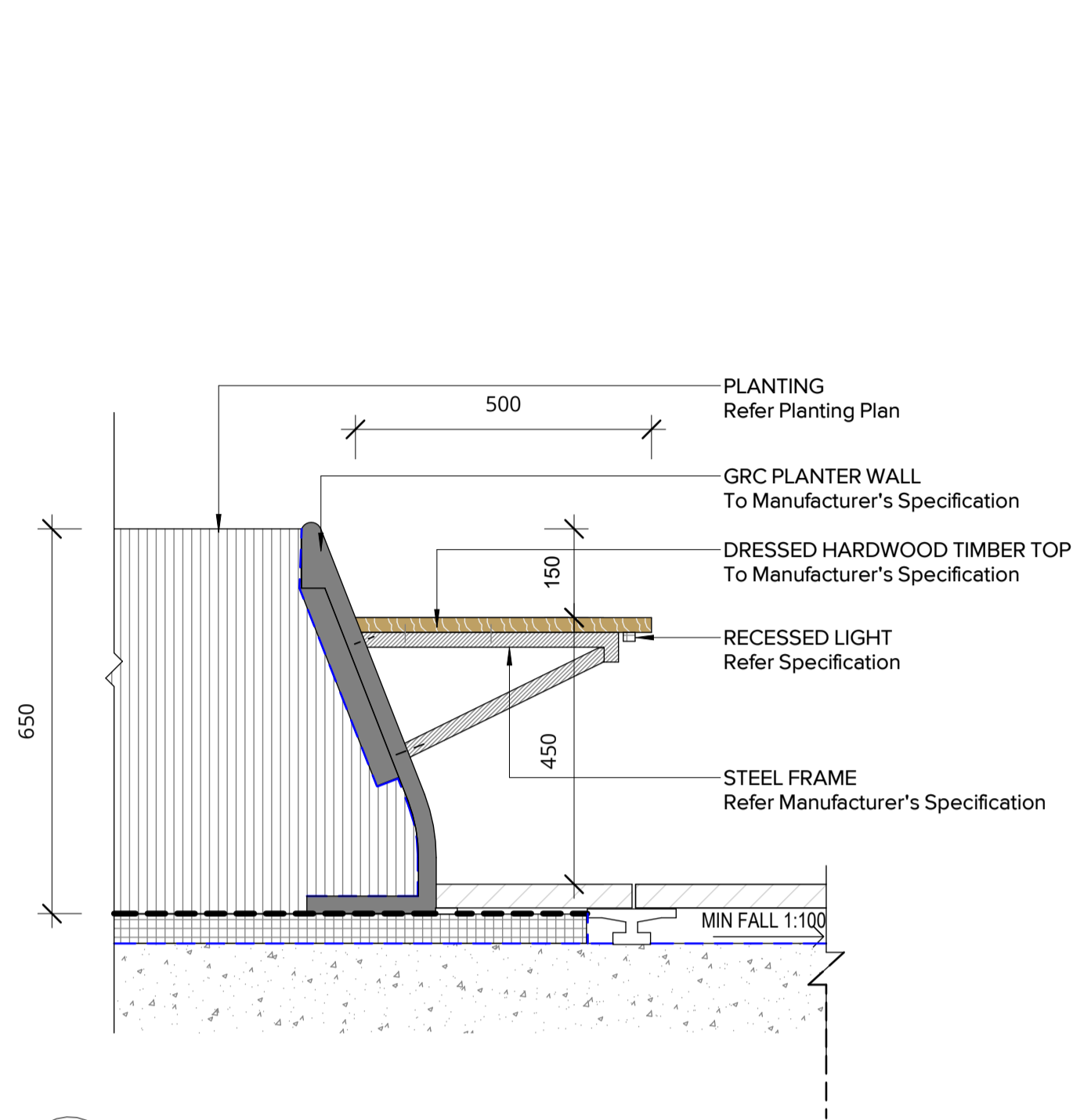
Client  


Drawing No. Drawing Name  
**L640 LANDSCAPE  
DETAILS - STEPS**

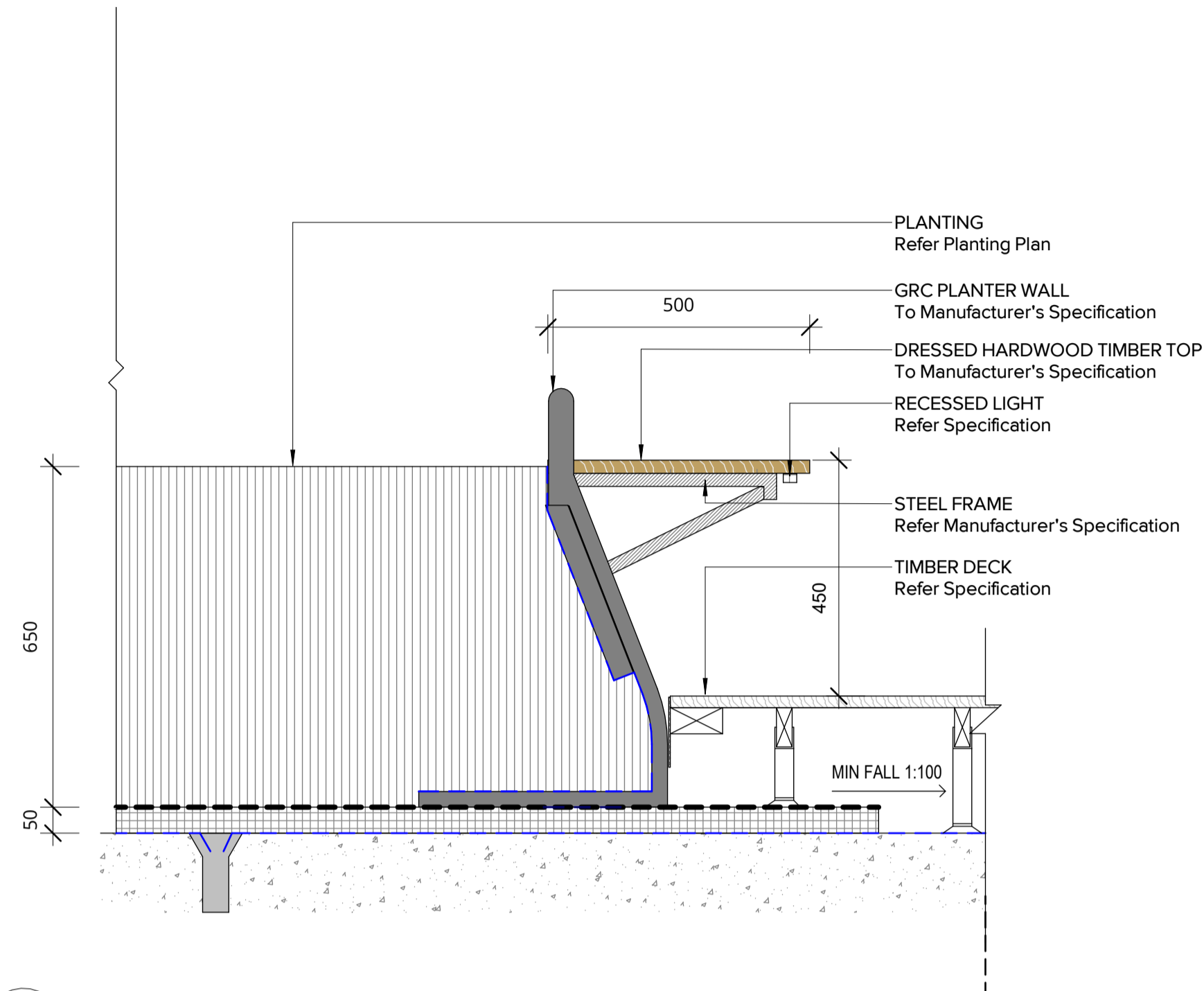
Job No. 22.985  
Issue G  
Scale 1:10 @ A1  
0 1 2 3 4 5m

**Sydney**, Suite 70, Jones Bay Wharf, 26-32 Pirrama Road, Pyrmont NSW 2009  
e sydney@arcadiala.com.au  
t 02 8571 2900

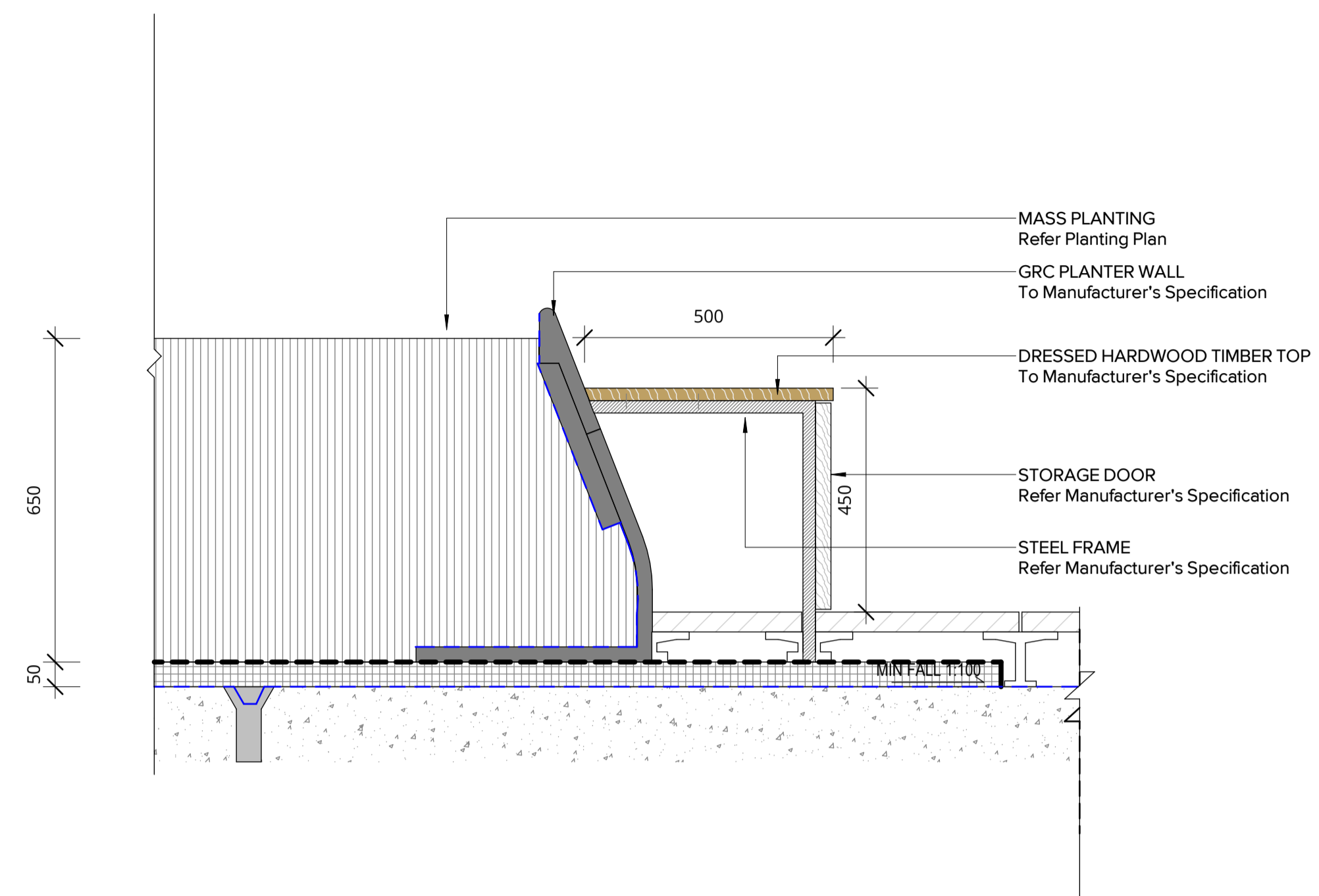
**ARCADIA**



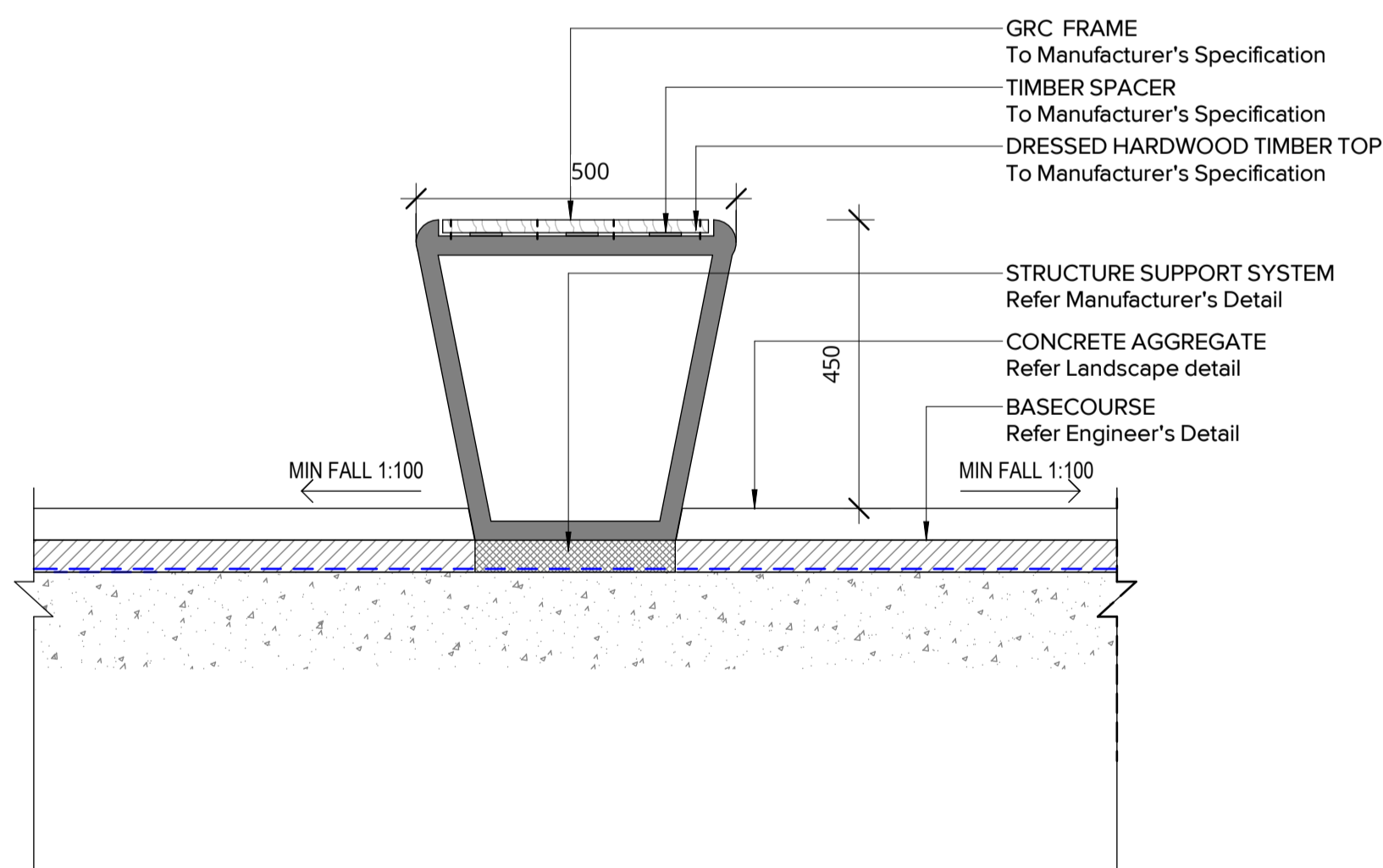
1 FN1.1 TIMBER SEAT  
L650 1:10



2 FN1.2 WALL MOUNTED TIMBER SEAT TYPE 2  
L650 1:10



3 FN2 TIMBER SEAT WITH STORAGE  
L650 1:10



4 FN3 LINEAR SEATING  
L650 1:10

G	FOR SSDA	24.01.25
F	FOR TENDER	26.09.24
E	ISSUE FOR DD	25.07.24
D	DD DRAFT	27.06.24
C	SSDA DRAFT	28.02.24
B	ISSUE FOR SD	05.02.24
A	SD DRAFT	19.01.24

Revision	Revision Description	Revision Date
----------	----------------------	---------------

Project  
**BATHURST  
HEALTH SERVICE  
REDEVELOPMENT**

Project Status  
**Tender**



Drawing No. **L650**  
Drawing Name  
**LANDSCAPE  
DETAILS -  
FURNITURE**

Job No. 22.985  
Issue G  
Scale 1:10 @ A1  
0 1 2 3 4 5m

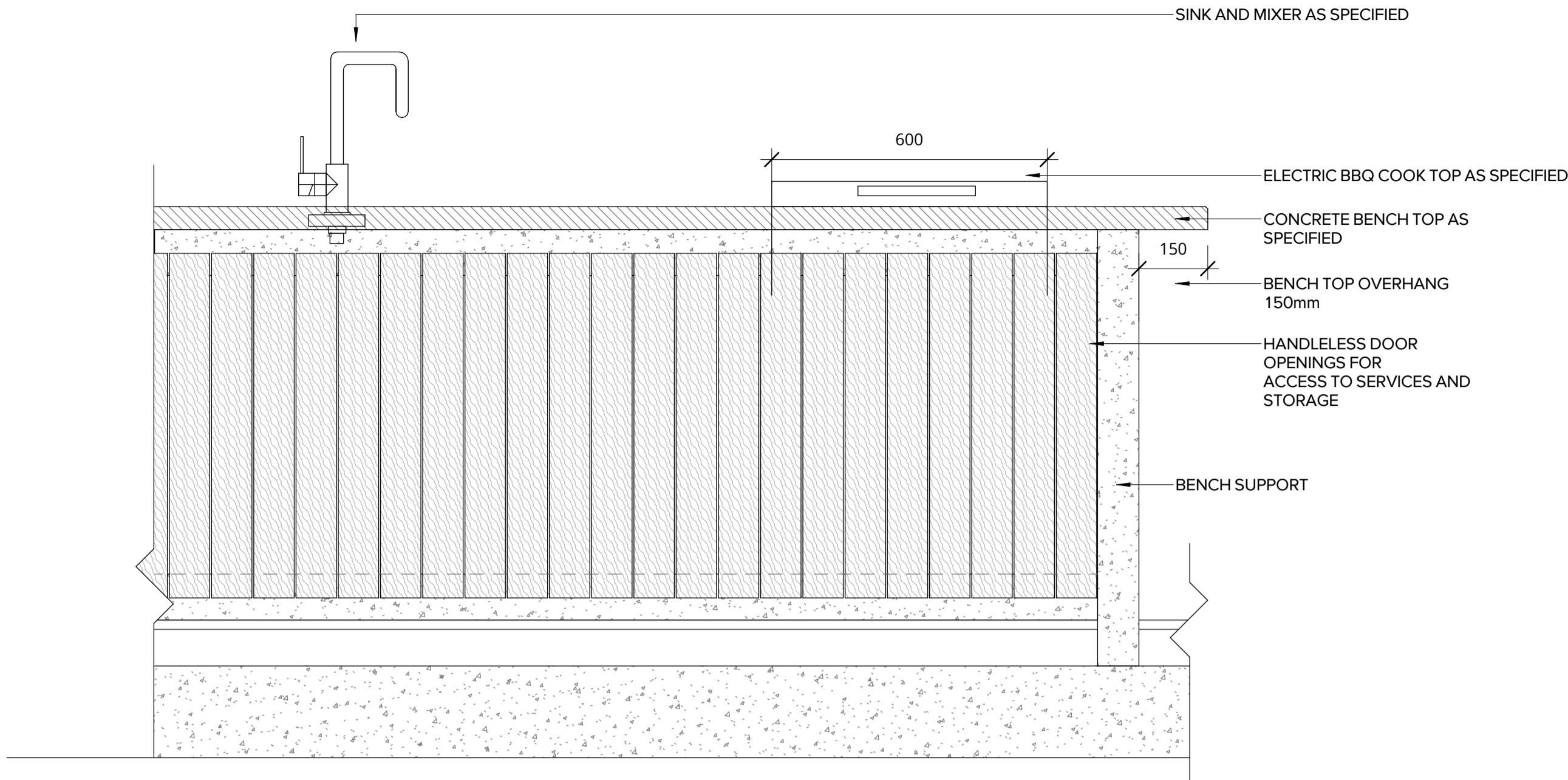
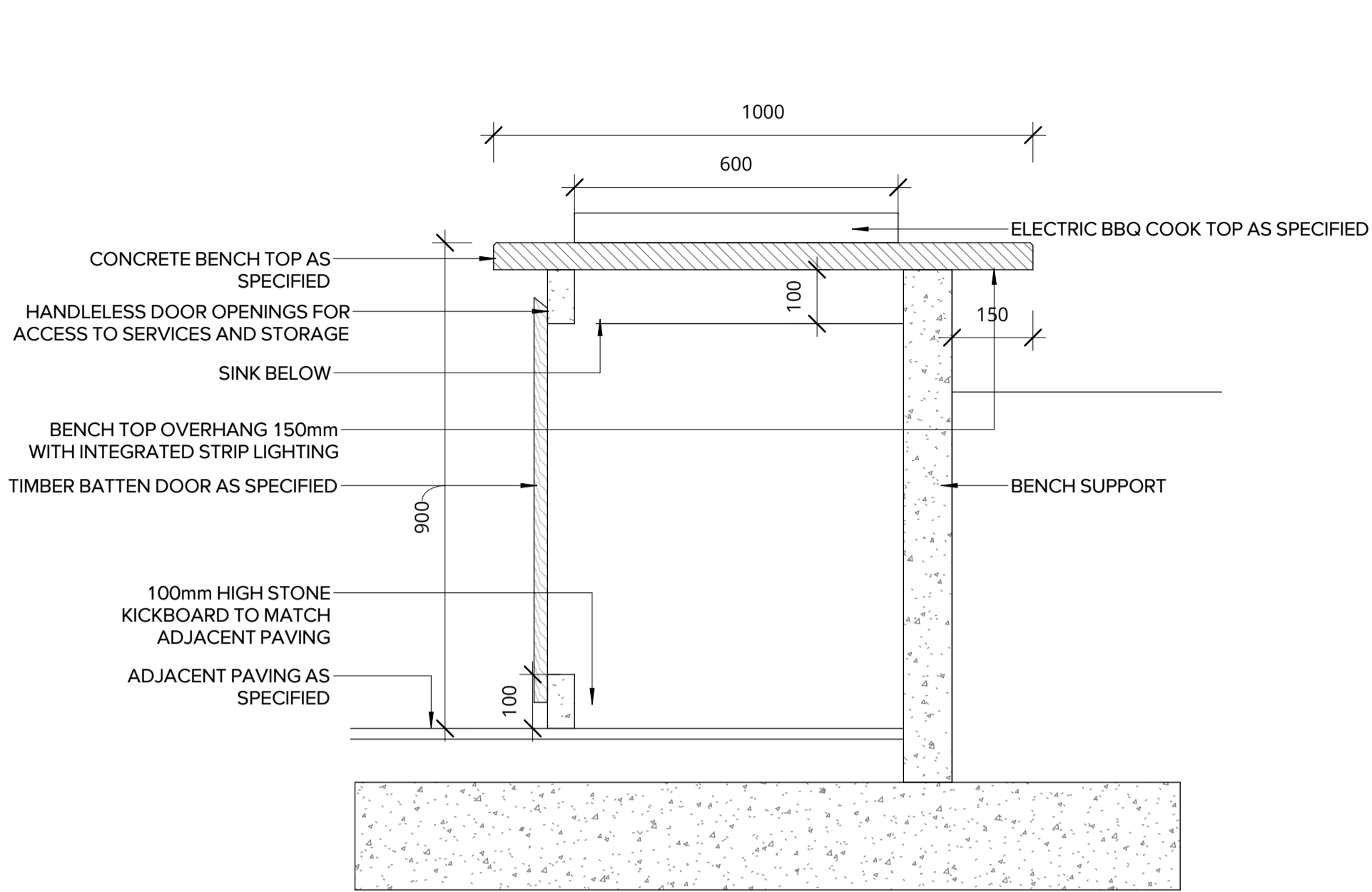
Sydney, Suite 70, Jones Bay  
Wharf, 26-32 Pirrama Road,  
Pyrmont NSW 2009  
e sydney@arcadiala.com.au  
t 02 8571 2900

**ARCADIA**

1

BBQ WITH STORAGE

L6511 : 10



Pty Ltd. Use only figured dimensions. Any other required dimensions are to be referred to and supplied by the landscape architect. All discrepancies to be referred to the project manager and Arcadia Design Group Pty Ltd prior to construction. Ensure compliance with the Building Code of Australia and all relevant Australian Standards and Authority requirements.

G	FOR SSDA	24.01.25
F	FOR TENDER	26.09.24
E	ISSUE FOR DD	25.07.24
D	DD DRAFT	27.06.24
C	SSDA DRAFT	28.02.24
B	ISSUE FOR SD	05.02.24
A	SD DRAFT	19.01.24

Revision	Revision Description	Revision Date
----------	----------------------	---------------

Project

**BATHURST  
HEALTH SERVICE  
REDEVELOPMENT**

Project Status

**Tender**



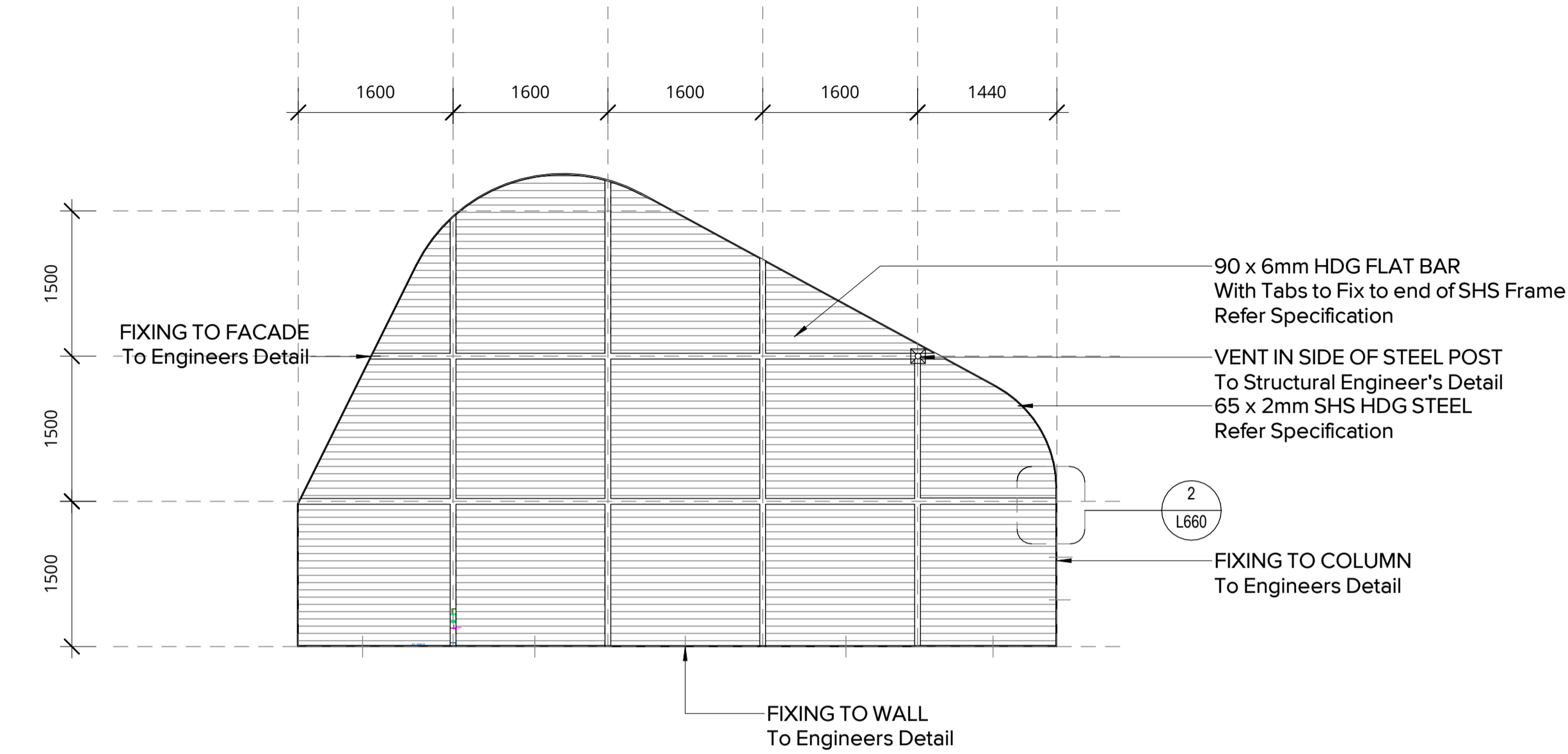
Drawing No.	Drawing Name
<b>L651</b>	<b>LANDSCAPE DETAILS - FURNITURE</b>

Job No.	22.985
Issue	G
Scale	1 : 10 @ A1

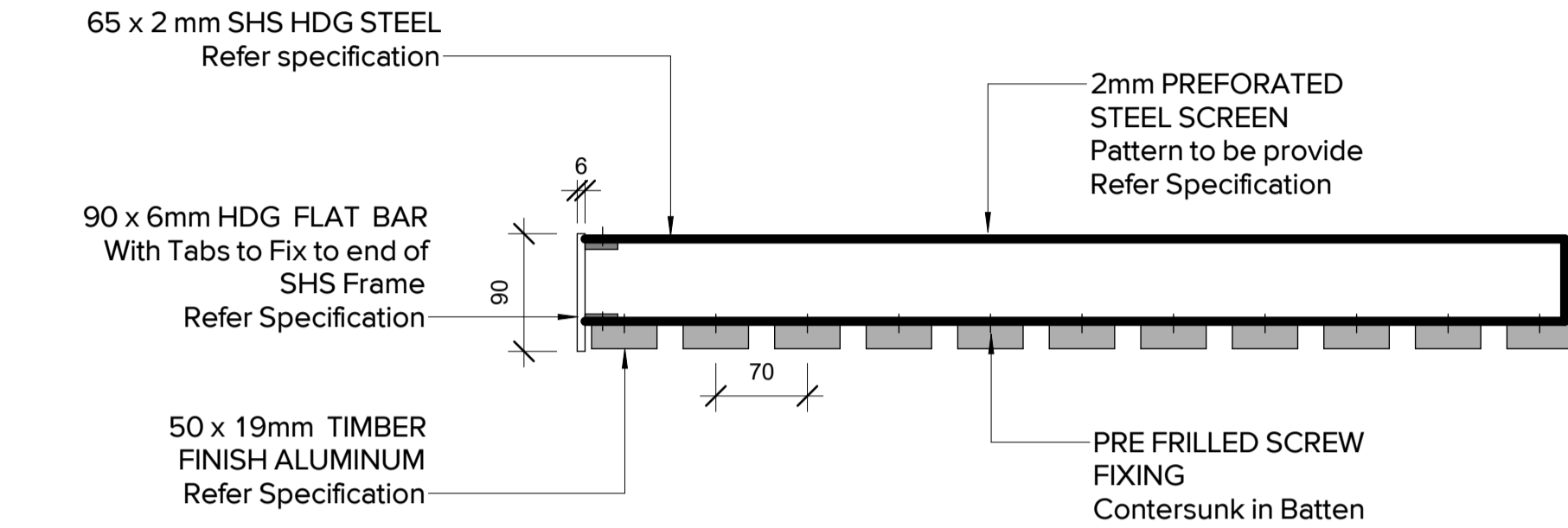
0 1 2 3 4 5m

**Sydney**, Suite 70, Jones Bay Wharf, 26-32 Pirrama Road, Pyrmont NSW 2009  
e [sydney@arcadiala.com.au](mailto:sydney@arcadiala.com.au)  
t 02 8571 2900

**ARCADIA**



1 SHADING STURCTURE PLAN  
L660 1:50



2 SHADING STURCTURE DETAIL  
L660 1:5

Pty Ltd. Use only figured dimensions. Any other required dimensions are to be referred to and supplied by the landscape architect. All discrepancies to be referred to the project manager and Arcadia Design Group Pty Ltd prior to construction. Ensure compliance with the Building Code of Australia and all relevant Australian Standards and Authority requirements.

G	FOR SSDA	24.01.25
F	FOR TENDER	26.09.24
E	ISSUE FOR DD	25.07.24
D	DD DRAFT	27.06.24
C	SSDA DRAFT	28.02.24
B	ISSUE FOR SD	05.02.24
A	SD DRAFT	19.01.24

Revision Revision Description Revision Date

Project  
**BATHURST  
HEALTH SERVICE  
REDEVELOPMENT**

Project Status  
**Tender**

Client  
**NSW  
GOVERNMENT** | **Health  
Infrastructure**

Drawing No. Drawing Name  
**L660** LANDSCAPE  
DETAILS - SHADE  
STRUCTURE

Job No. 22.985  
Issue G  
Scale As indicated @ A1  
0 1 2 3 4 5m

**Sydney**, Suite 70, Jones Bay  
Wharf, 26-32 Pirrama Road,  
Pyrmont NSW 2009  
e sydney@arcadiala.com.au  
t 02 8571 2900

**ARCADIA**

# LANDSCAPE SPECIFICATION NOTES

## LANDSCAPE SPECIFICATION NOTES

**SERVICES**  
BEFORE LANDSCAPE WORK IS COMMENCED THE LANDSCAPE CONTRACTOR IS TO ESTABLISH THE POSITION OF ALL SERVICE LINES AND ENSURE TREE PLANTING IS CARRIED OUT AT LEAST 3 METRES AWAY FROM THESE SERVICES. SERVICE LIDS, VENTS AND HYDRANTS SHALL BE LEFT EXPOSED AND NOT COVERED BY ANY LANDSCAPE FINISHES (TURFING, PAVING, GARDEN BEDS ETC.) FINISH ADJOINING SURFACES FLUSH WITH PIT LIDS.

**ABORIST MANAGEMENT OF TREE PROTECTION**  
A QUALIFIED AND APPROVED ABORIST IS TO BE CONTRACTED TO UNDERTAKE OR MANAGE THE INSTALLATION OF PROTECTIVE FENCING, AND TO UNDERTAKE SUCH MEASURES AS HE DEEMS APPROPRIATE TO PRESERVE THE SUBJECT TREES TO BE RETAINED. THE ARBORIST IS TO BE RETAINED FOR THE ENTIRE CONTRACT PERIOD TO UNDERTAKE ONGOING MANAGEMENT AND REVIEW OF THE TREES.

**DRAINAGE CELL AND FILTER FABRIC**  
FOR ON-SLAB AREAS INSTALL AN APPROVED 'DRAINAGE CELL' PRODUCT TO COMPREHENSIVELY COVER THE BOTTOM OF ALL PLANTERS. OVER DRAINAGE CELL TO ON-SLAB AREAS, A POLYFELT GEOTEXTILE LINING (AS SUPPLIED BY 'POLYFELT TS' OR APPROVED EQUIVALENT) IS TO BE INSTALLED TO COVER THE BOTTOM OF ALL PLANTERS, TURNED UP 300MM AND TAPED TO THE PLANTER SIDES TO ENSURE SOIL MIX DOES NOT ESCAPE INTO DRAINAGE OUTLETS/HOLES. INSTALL MIN. 50MM COARSE RIVER SAND OVER ALL GEOTEXTILE LINING PRIOR TO INSTALLATION OF SOIL MIX.

**PLANTING MIXTURE**  
SHALL BE HOMOGENOUS BLEND OF SOIL AND ADDITIVES IN THE FOLLOWING PROPORTIONS:  
EXISTING SITE SOIL IF SUITABLE OR  
IMPORTED TOPSOIL 50%  
COMPOST 30%  
D/W SAND 20%  
SOIL TESTING OF EXISTING SITE SOIL IS TO BE UNDERTAKEN TO ASSESS SUITABILITY OF USE AS PLANTING TOPSOIL AND COMPLIANCE WITH AUSTRALIAN STANDARDS.

**MULCH APPLICATION**  
PLACE MULCH TO THE REQUIRED DEPTH, (REFER TO DRAWINGS) CLEAR OF PLANT STEMS, AND RAKE TO AN EVEN SURFACE FINISHING 25MM BELOW ADJOINING LEVELS. ENSURE MULCH IS WATERED IN AND TAMPED DOWN DURING INSTALLATION.

**MULCH TYPE**  
PINE BARK: FROM MATURE TREES, GRADED IN SIZE FROM 15MM TO 30MM, FREE FROM WOOD SLIVERS. DARK BROWN IN COLOUR AND TEXTURE.

**COMPOST**  
SHALL BE WELL ROTTED VEGETATIVE MATERIAL OR ANIMAL MANURE, OR OTHER APPROVED MATERIAL, FREE FROM HARMFUL CHEMICALS, GRASS AND WEED GROWTH AND WITH NEUTRAL PH. PROVIDE A CERTIFICATE OF PROOF OF PH UPON REQUEST.

**PLANT MATERIAL**  
ALL PLANTS SUPPLIED ARE TO CONFORM WITH THOSE SPECIES LISTED IN THE PLANT SCHEDULE ON THE DRAWINGS. GENERALLY PLANTS SHALL BE VIGOROUS, WELL ESTABLISHED, HARDENED OFF, OF GOOD FORM CONSISTENT WITH SPECIES OR VARIETY, NOT SOFT OR FORCED, FREE FROM DISEASE OR INSECT PESTS WITH LARGE HEALTHY ROOT SYSTEMS AND NO EVIDENCE OF HAVING BEEN RESTRICTED OR DAMAGED. TREES SHALL HAVE A LEADING SHOOT. IMMEDIATELY REJECT DRIED OUT, DAMAGED OR UNHEALTHY PLANT MATERIAL BEFORE PLANTING. ALL STOCK IS TO BE CONTAINER GROWN FOR A MINIMUM OF SIX (6) MONTHS PRIOR TO DELIVERY TO SITE

**FERTILISER MASS PLANTING AREAS:**  
FERTILISER SHALL BE 'NUTRICOTE' OR APPROVED EQUIVALENT IN GRANULE FORM INTENDED FOR SLOW RELEASE OF PLANT NUTRIENTS OVER A PERIOD OF APPROXIMATELY NINE MONTHS. THOROUGHLY MIX FERTILISER WITH PLANTING MIXTURE AT THE RECOMMENDED RATE, PRIOR TO INSTALLING PLANTS.

**STAKING AND TYING**  
STAKES SHALL BE STRAIGHT HARDWOOD, FREE FROM KNOTS AND TWISTS, POINTED AT ONE END AND SIZED ACCORDING TO SIZE OF PLANTS TO BE STAKED.  
A. 5-15 LITRE SIZE PLANT 1X(1200X25X25MM)  
B. 35-75 LITRE SIZE PLANT 2X(1500X38X38MM)  
C. 100-GREATER THAN 200LITRE 3X(1800X50X50MM)  
TIES SHALL BE 50MM WIDE HESSIAN WEBBING OR APPROVED EQUIVALENT NAILED OR STAPLED TO STAKE. DRIVE STAKES A MINIMUM ONE THIRD OF THEIR LENGTH, AVOIDING DAMAGE TO THE ROOT SYSTEM, ON THE WINDWARD SIDE OF THE PLANT.

**IRRIGATION SYSTEM**  
SUPPLY AN AUTOMATIC WATERING SYSTEM USING 'TORO IRRIGATION SYSTEM' OR SIMILAR APPROVED. WITH MICRO-JET SPRINKLER HEADS AND LOW DENSITY, RUBBER MODIFIED POLYPROPYLENE RETICULATION, TO INCLUDE FILTERS, BENDS JUNCTIONS, ENDS AND OTHER ANCILLARY EQUIPMENT. THE LANDSCAPER SHALL NOMINATE HIS SOURCE OF SUPPLY FOR THE WATERING SYSTEM AND OBTAIN APPROVAL FROM THE SUPERINTENDENT BEFORE PLACING ORDERS FOR EQUIPMENT OR SUPPLY.

A SCHEMATIC PLAN OF THE PROPOSED IRRIGATION SYSTEM IS TO BE PREPARED BY THE CONTRACTOR, SHOWING SOLENOIDS, PIPE DIAMETERS, AND ALL NOZZLE AND TRICKLE ATTACHMENT TYPES (INCLUDING SPRAY/HEAD ANGLE), FOR REVIEW BY THE SUPERINTENDENT PRIOR TO INSTALLATION

THE CONTRACTOR IS TO LIASE WITH THE HYDRAULIC ENGINEER AND COUNCIL AS NECESSARY, TO ENSURE THE THE IRRIGATION SYSTEM CONFORMS WITH ALL THE COUNCIL AND WATER BOARD CODES AND REQUIREMENTS.

PROVIDE AN AUTOMATIC CONTROLLER THAT PROVIDES FOR TWO WEEK SCHEDULING AND HOURLY MULTI-CYCLE OPERATION. THE CONTROLLER SHALL MANUAL OVERRIDE. PROGRAMMING SHALL BE UNDERTAKEN BY THE CONTRACTOR WHO SHALL ADVISE ON THE OPERATION OF THE SYSTEM.

PROVISION OF SECURE HOUSING FOR THE AUTOMATIC IRRIGATION CONTROLLER TO BE LOCATED IN ASSOCIATION WITH THE LANDSCAPE CONTRACTOR AND LOCATION CONFIRMED BY THE SUPERINTENDENT. WIRING TO CONNECT REMOTE SOLENOID LOCATIONS IS TO BE PROVIDED. THE CONTROLLER SHALL BE LOCATED IN A DRY PLACE, PROTECTED FROM THE WEATHER, AND ALL CABLE CONNECTIONS SHALL BE MADE WITH WATERPROOF CONNECTORS.

WATER SUPPLY POINTS TO BE SUPPLIED BY BUILDER.

IT SHALL BE THE CONTRACTOR'S RESPONSIBILITY TO ENSURE AND GUARANTEE SATISFACTORY OPERATION OF THE IRRIGATION SYSTEM.

AFTER THE SYSTEM HAS BEEN INSTALLED TO THE SATISFACTION OF THE SUPERINTENDENT, THE INSTALLATION SHALL BE TESTED UNDER KNOWN WORKING CONDITIONS. ACCEPTANCE OF THE INSTALLED PLANT AND EQUIPMENT SHALL BE SUBJECT TO THESE BEING SATISFACTORY.

TREATED PINE TIMBER EDGING  
TIMBER EDGE: 100 X 25MM CCA TREATED RADIATA PINE TIMBER STAKES: 50 X 50 X 500MM CCA TREATED RADIATA PINE-SHARPENED AT ONE END. INSTALL IN LOCATIONS SHOWN ON THE DRAWINGS FLUSH TO FINISHED SURFACE LEVELS.

## LANDSCAPE MAINTENANCE PROGRAM

MAINTENANCE SHALL MEAN THE CARE AND MAINTENANCE OF THE LANDSCAPE WORKS BY ACCEPTED HORTICULTURAL PRACTICE AS RECTIFYING ANY DEFECTS THAT BECOME APPARENT IN THE LANDSCAPE WORKS UNDER NORMAL USE. THIS SHALL INCLUDE, BUT SHALL NOT BE LIMITED TO, WATERING, MOWING, FERTILISING, RESEEDING, RETURFING, WEEDING, PEST AND DISEASE CONTROL, STAKING AND TYING, REPLANTING, CULTIVATION, PRUNING, AERATING, RENOVATING, TOP DRESSING, MAINTAINING THE SITE IN A NEAT AND TIDY CONDITION AS FOLLOWS:-

**GENERAL**  
THE LANDSCAPE CONTRACTOR SHALL MAINTAIN THE LANDSCAPE WORKS FOR THE TERM OF THE MAINTENANCE (OR PLANT ESTABLISHMENT) PERIOD TO THE SATISFACTION OF THE COUNCIL. THE LANDSCAPE CONTRACTOR SHALL ATTEND TO THE SITE ON A WEEKLY BASIS. THE MAINTENANCE PERIOD SHALL COMMENCE AT PRACTICAL COMPLETION AND CONTINUE FOR A PERIOD OF TWENTY SIX (26) WEEKS.

**WATERING**  
GRASS, TREES AND GARDEN AREAS SHALL BE WATERED REGULARLY SO AS TO ENSURE CONTINUOUS HEALTHY GROWTH.

**RUBBISH REMOVAL**  
DURING THE TERM OF THE MAINTENANCE PERIOD THE LANDSCAPE CONTRACTOR SHALL REMOVE RUBBISH THAT MAY OCCUR AND REOCCUR THROUGHOUT THE MAINTENANCE PERIOD. THIS WORK SHALL BE CARRIED OUT REGULARLY SO THAT AT WEEKLY INTERVALS THE AREA MAY BE OBSERVED IN A COMPLETELY CLEAN AND TIDY CONDITION.

**REPLACEMENTS**  
THE LANDSCAPE CONTRACTOR SHALL REPLACE ALL PLANTS THAT ARE MISSING, UNHEALTHY OR DEAD AT THE LANDSCAPE CONTRACTOR'S COST. REPLACEMENTS SHALL BE OF THE SAME SIZE, QUALITY AND SPECIES AS THE PLANT THAT HAS FAILED UNLESS OTHERWISE DIRECTED BY THE LANDSCAPE ARCHITECT. REPLACEMENTS SHALL BE MADE ON A CONTINUING BASIS NOT EXCEEDING TWO (2) WEEKS AFTER THE PLANT HAS DIED OR IS SEEN TO BE MISSING.

**STAKES AND TIES**  
THE LANDSCAPE CONTRACTOR SHALL REPLACE OR ADJUST PLANT STAKES, AND TREE GUARDS AS NECESSARY OR AS DIRECTED BY THE LANDSCAPE ARCHITECT. REMOVE STAKES AND TIES AT THE END OF THE MAINTENANCE PERIOD IF SO DIRECTED.

**PRUNING**  
TREES AND SHRUBS SHALL BE PRUNED AS DIRECTED BY THE LANDSCAPE ARCHITECT. PRUNING WILL BE DIRECTED AT THE MAINTENANCE OF THE DENSE FOLIAGE OR MISCELLANEOUS PRUNING AND BENEFICIAL TO THE CONDITION OF THE PLANTS. ANY DAMAGED GROWTH SHALL BE PRUNED. ALL PRUNED MATERIAL SHALL BE REMOVED FROM THE SITE.

**MULCHED SURFACES**  
ALL MULCHED SURFACES SHALL BE MAINTAINED IN A CLEAN AND TIDY CONDITION AND BE REINSTATED IF NECESSARY TO ENSURE THAT A DEPTH OF 75MM IS MAINTAINED. ENSURE MULCH IS KEPT CLEAR OF PLANT STEMS AT ALL TIMES.

**PEST AND DISEASED CONTROL**  
THE LANDSCAPE CONTRACTOR SHALL SPRAY AGAINST INSECT AND FUNGUS INFESTATION WITH ALL SPRAYING TO BE CARRIED OUT IN ACCORDANCE WITH THE MANUFACTURER'S DIRECTIONS. REPORT ALL INSTANCES OF PESTS AND DISEASES (IMMEDIATELY THAT THEY ARE DETECTED) TO THE LANDSCAPE ARCHITECT.

**WEED ERADICATION**  
ERADICATE WEEDS BY ENVIRONMENTALLY ACCEPTABLE METHODS USING A NON-RESIDUAL GLYPHOSATE HERBICIDE (EG. 'ROUNDUP') IN ANY OF ITS REGISTERED FORMULAE, AT THE RECOMMENDED MAXIMUM RATE. REGULARLY REMOVE BY HAND, WEED GROWTH THAT MAY OCCUR OR RECUR THROUGHOUT GRASSED, PLANTED AND MULCHED AREAS. REMOVE WEED GROWTH FROM AN AREA 750MM DIAMETER AROUND THE BASE OF TREES IN GRASSED AREAS. CONTINUE ERADICATION THROUGHOUT THE COURSE OF THE WORKS AND DURING THE MAINTENANCE PERIOD.

**SOIL SUBSIDENCE**  
ANY SOIL SUBSIDENCE OR EROSION WHICH MAY OCCUR AFTER THE SOIL FILLING AND PREPARATION OPERATIONS SHALL BE MADE GOOD BY THE LANDSCAPE CONTRACTOR AT NO COST TO THE CLIENT.

G	FOR SSDA	24.01.25
F	FOR TENDER	26.09.24
E	ISSUE FOR DD	25.07.24
D	DD DRAFT	27.06.24
C	SSDA DRAFT	28.02.24
B	ISSUE FOR SD	05.02.24
A	SD DRAFT	19.01.24

Revision Revision Description Revision Date

Project

**BATHURST  
HEALTH SERVICE  
REDEVELOPMENT**

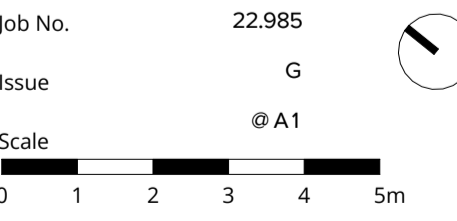
Project Status

**Tender**



Drawing No. Drawing Name

**L700 SPECIFICATION**



**Sydney**, Suite 70, Jones Bay Wharf, 26-32 Pirrama Road, Pyrmont NSW 2009  
e sydney@arcadiala.com.au  
t 02 8571 2900

**ARCADIA**